

ภาคผนวกที่ 4

เอกสารสอบเทียบความถูกต้องของเครื่องมือตรวจวัดคุณภาพสิ่งแวดล้อม

ลำดับที่ 1	คุณภาพอากาศในบรรยากาศ
ลำดับที่ 2	คุณภาพอากาศจากแหล่งกำเนิด
ลำดับที่ 3	ระดับเสียง
ลำดับที่ 4	คุณภาพน้ำ
ลำดับที่ 5	คุณภาพอากาศในการทำงาน
ลำดับที่ 6	ระดับเสียงในการทำงาน
ลำดับที่ 7	ปริมาณเสียงสะสมแบบติดตัวบุคคล
ลำดับที่ 8	ระดับความร้อนในการทำงาน

**ตารางสรุปรายการเอกสารการสอบเทียบความถูกต้องของเครื่องมือเก็บตัวอย่าง
และเครื่องมือตรวจวิเคราะห์คุณภาพสิ่งแวดล้อม (ระยะดำเนินการ)**

รายการตรวจวัด	เครื่องมือเก็บตัวอย่าง	เครื่องมือตรวจวิเคราะห์
	ชื่อเครื่องมือ	ชื่อเครื่องมือ
1. คุณภาพอากาศในบรรยากาศ Total Suspended Particulate (TSP)	High Volume Air Sampler Blow No. R09	Digital Balance
Particulate Matter less than 10 microns (PM-10)	High Volume PM-10 Air Sampler Blow No. R18	Digital Balance
Nitrogen Dioxide (NO _x)	NO/NO ₂ /NO _x Analyzer No. R06, R07	NO/NO ₂ /NO _x Analyzer No. R06, R07
2. คุณภาพอากาศจากแหล่งกำเนิด Total Suspended Particulate (TSP)	Console No. R04, R05 Pitot Tube No. B35, B48	Digital Balance
Oxides of Nitrogen (NO _x)	Vacuum Gauge	Spectrophotometer
3. ระดับเสียงในบรรยากาศ L _{eq} 24 hr, L ₉₀ , L _{max} และ L _{dn}	Acoustic Calibrator Sound Level Meter No. ACO-R05, R11, R13, R14	-
4. คุณภาพน้ำ pH	-	pH Meter
Total Suspended Solids (TSS)	-	Digital Balance
COD	-	COD Reactor
Grease & Oil	-	Digital Balance
5. คุณภาพอากาศในสถานที่ทำงาน Total Dust	Personal Pump SKC No. R13 Rotameter No. H-R02	Digital Balance
Respirable Dust	Personal Pump SKC No. R04 Rotameter No. H-R02	Digital Balance
Aluminum	Personal Pump SKC No. R08, R19 Rotameter No. H-R02	ICP
Hydrogen Fluoride	Personal Pump SKC No. R02 Rotameter No. L-R02	Ion Chromatography
Oil Mist	Personal Pump SKC No. R19 Rotameter No. H-R02	Ion Chromatography

ตารางสรุปรายการเอกสารการสอบเทียบความถูกต้องของเครื่องมือเก็บตัวอย่าง
และเครื่องมือตรวจวิเคราะห์คุณภาพสิ่งแวดล้อม (ระยะดำเนินการ) (ต่อ)

รายการตรวจวัด	เครื่องมือเก็บตัวอย่าง	เครื่องมือตรวจวิเคราะห์
	ชื่อเครื่องมือ	ชื่อเครื่องมือ
6. ระดับเสียงในการทำงาน Leq 1 hr และ Leq 8 hr	Acoustic Calibrator Sound Level Meter ACO No. R27, R35, R40	-
7. ปริมาณเสียงสะสมแบบติดตัวบุคคล Noise Dose	Acoustic Calibrator Sound Level Meter SLM No. NMD-R02, R20, R22	-
8. ระดับความร้อนในการทำงาน WBGT	Heat Stress WBGT Meter No. R04, R05	-

คุณภาพอากาศในบรรยากาศ



บริษัท เอส.พี.เอส. คอนซัลติ้ง เซอร์วิส จำกัด
S.P.S. CONSULTING SERVICE CO., LTD.
7 ซอยพหลโยธิน 24 ถนนพหลโยธิน แขวงจตุจักร กรุงเทพฯ 10900
7 Soi Phaholyothin 24, Phaholyothin Rd., Jomjol, Chatuchak, Bangkok 10900
Tel : (662) 939-4370-72, Fax : (662) 513-4221, E-mail : sales@spscn.com, www.spscn.com

High Volume Air Sampler Calibration Report

Calibration Method : Multipoint Orifice Flow Transfer Standard Model : TE 5025A S/N : 3611

Calibration Data

High Volume Air Sampler Data		Calibration Data		
Recorder No.	Blower No.	Date	Actual Flowrate (ft ³ /min)	R ²
B35	B35	06/05/2024	y = 1.193x-4.091	0.999
B36	B36	10/05/2024	y = 1.172x-3.010	0.998
B37	B37	06/05/2024	y = 1.212x-2.568	1.000
B38	B38	06/05/2024	y = 1.187x-3.844	0.997
B39	B39	06/05/2024	y = 1.178x-0.811	0.999
B40	B40	06/05/2024	y = 1.221x-5.480	0.998
B41	B41	06/05/2024	y = 1.219x-4.443	0.997
B42	B42	07/05/2024	y = 1.167x-2.748	0.997
B43	B43	07/05/2024	y = 1.161x-0.034	0.999
B44	B44	07/05/2024	y = 1.249x-4.278	0.999
R01	R01	07/05/2024	y = 1.183x-4.631	0.997
R02	R02	07/05/2024	y = 1.237x-5.919	0.998
R03	R03	07/05/2024	y = 1.234x-7.377	1.000
R04	R04	10/05/2024	y = 1.250x-6.680	0.996
R05	R05	10/05/2024	y = 1.176x-4.403	0.999
R06	R06	06/05/2024	y = 1.195x-4.419	0.999
R07	R07	06/05/2024	y = 1.061x+1.385	0.999
R08	R08	06/05/2024	y = 1.169x-1.426	0.999
R09	R09	06/05/2024	y = 1.150x-0.930	0.998
R10	R10	06/05/2024	y = 1.246x-6.734	0.999
R11	R11	06/05/2024	y = 1.171x-2.938	0.999
R12	R12	10/05/2024	y = 1.149x-3.415	0.998
R13	R13	10/05/2024	y = 1.158x-3.158	0.999
R14	R14	10/05/2024	y = 1.236x-4.390	1.000
R15	R15	06/05/2024	y = 1.229x-7.704	0.998
R16	R16	06/05/2024	y = 1.242x-7.570	0.998
R17	R17	07/05/2024	y = 1.211x-5.039	0.998
R18	R18	07/05/2024	y = 1.226x-5.530	0.999
R19	R19	07/05/2024	y = 1.185x-4.311	0.999
R20	R20	09/05/2024	y = 1.193x-4.417	1.000

Calibrated by :



บริษัท เอส.พี.เอส. คอนซัลติ้ง เซอร์วิส จำกัด
S.P.S. CONSULTING SERVICE CO., LTD.
7 ซอยพหลโยธิน 24 ถนนพหลโยธิน แขวงจตุจักร กรุงเทพฯ 10900
7 Soi Phaholyothin 24, Phaholyothin Rd., Jomjol, Chatuchak, Bangkok 10900
Tel : (662) 939-4370-72, Fax : (662) 513-4221, E-mail : sales@spscn.com, www.spscn.com

High Volume PM-10 Air Sampler Calibration Report

Calibration Method : Multipoint Orifice Flow Transfer Standard Model : TE 5025A S/N : 3611

Calibration Data

High Volume PM-10 Data		Calibration Data		
Recorder No.	Blower No.	Date	Actual Flowrate (ft ³ /min)	R ²
R01	R01	06/05/2024	y = 1.174x-4.049	0.999
R02	R02	06/05/2024	y = 1.205x-3.581	0.998
R03	R03	07/05/2024	y = 1.235x-6.580	0.999
R04	R04	10/05/2024	y = 1.165x-5.072	0.998
R05	R05	10/05/2024	y = 1.211x-6.165	0.997
R06	R06	06/05/2024	y = 1.203x-3.045	0.998
R07	R07	06/05/2024	y = 1.195x-3.082	0.997
R08	R08	06/05/2024	y = 1.229x-5.593	0.999
R09	R09	06/05/2024	y = 1.223x-4.946	0.997
R10	R10	09/05/2024	y = 1.169x-3.241	0.999
R11	R11	07/05/2024	y = 1.228x-2.749	0.997
R12	R12	10/05/2024	y = 1.226x-6.607	0.996
R13	R13	09/05/2024	y = 1.154x-1.960	0.998
R14	R14	06/05/2024	y = 1.205x-4.416	0.998
R15	R15	06/05/2024	y = 1.199x-3.887	0.998
R16	R16	06/05/2024	y = 1.168x-3.045	0.998
R17	R17	06/05/2024	y = 1.140x-0.557	0.997
R18	R18	06/05/2024	y = 1.165x-3.692	0.998
R19	R19	06/05/2024	y = 1.157x-0.982	0.999
R20	R20	06/05/2024	y = 1.177x-5.526	1.000

Calibrated by :



บริษัท เอส.พี.เอส. คอนซัลติ้ง เซอร์วิส จำกัด
S.P.S. CONSULTING SERVICE CO., LTD.
7 ซอยพหลโยธิน 24 ถนนพหลโยธิน แขวงจตุจักร เขตจตุจักร กรุงเทพฯ 10900
7 Soi Phaholyothin 24, Phaholyothin Rd., Jompol, Chatuchak, Bangkok 10900
Tel : (662) 939-4370-72, Fax : (662) 513-4221, E-mail : sale@spscon.com, www.spscon.com

CALIBRATION REPORT

CHEMILUMINESCENT NO / NO₂ / NO_x ANALYZER

DATE :	31 May 2024	BRAND :	API	MODEL :	200E
NO.	NOX-R07	SERIAL NO.	4468		
Calibrator (Dilution System)					
Brand :	API	Model :	700		
Last Cal. Date :	08 August 2023	Serial No. :	911		
Reference Standard Gas					
Standard Gas :	Nitric Oxide (NO)	Cylinder No. :	A00726SV		
Certified Date :	05 January 2023	Expired Date :	05 January 2026	Cylinder Conc. :	48.8 ppm
CALIBRATING CONDITION					
Pressure	1011	mmbar	Temp.	24.5	°C
			% RH	49	
CALIBRATION SETTING					
Span	Initial Reading (Before Adj.),PPB			Final Reading (After Adj.),PPB	
Set Point	Expected Concentration	Analyzer Response	%Dif	Analyzer Response	Slope
Zero	0	0.11	-	0	-
NO Span	400	399.8	-0.050	400.0	1.008
NO _x Span	400	400.1	0.025	400.0	1.011
API Model 200E NO _x Analyzer Check List					
Test Values	Observed Value	Units	Nominal Range		
RANGE	500	PPB	500 standard		
STABILITY (Zero Gas)	0.1	PPB	< 2 with zero air		
SAMPLE FLOW	509	cc/min	500 ± 50		
OZONE FLOW	79	cc/min	80 ± 15		
PMT	103.2	mV	-20 - 150		
AZERO	94.0	mV	-20 - 150		
HVPS	672	V	420 - 900 constant		
RCELL TEMP	50.1	°C	50 ± 1		
BOX TEMP	29.2	°C	8 - 48		
PMT TEMP	7.3	°C	7 ± 2		
MOLY TEMP	315.2	°C	315 ± 5		
RCELL PRESS	8.4	IN-Hg-A	2 - 10 constant		
SAMPLE PRESS	28.6	IN-Hg-A	25 - 30 constant		
NO Span Conc	400	PPB	20 - 20,000		
NO _x Span Conc	400	PPB	20 - 20,000		
NO Slope	1.008	-	1.0 ± 0.3		
NO _x Slope	1.011	-	1.0 ± 0.3		
NO Offset	1.4	mV	-20 to +150		
NO _x Offset	0.9	mV	-20 to 150		
Stability at Zero	0.1	PPB	< 0.2		
Stability at Span	0.2	PPB	< 2 ppb @ 400 ppb span gas		

Calibrated by



บริษัท เอส.พี.เอส. คอนซัลติ้ง เซอร์วิส จำกัด
S.P.S. CONSULTING SERVICE CO., LTD.
7 ซอยพหลโยธิน 24 ถนนพหลโยธิน แขวงจตุจักร เขตจตุจักร กรุงเทพฯ 10900
7 Soi Phaholyothin 24, Phaholyothin Rd., Jompol, Chatuchak, Bangkok 10900
Tel : (662) 939-4370-72, Fax : (662) 513-4221, E-mail : sale@spscon.com, www.spscon.com

CALIBRATION REPORT

CHEMILUMINESCENT NO / NO₂ / NO_x ANALYZER

DATE :	31 May 2024	BRAND :	API	MODEL :	200E
NO.	NOX-R06	SERIAL NO.	4466		
Calibrator (Dilution System)					
Brand :	API	Model :	700		
Last Cal. Date :	08 August 2023	Serial No. :	911		
Reference Standard Gas					
Standard Gas :	Nitric Oxide (NO)	Cylinder No. :	A00726SV		
Certified Date :	05 January 2023	Expired Date :	05 January 2026	Cylinder Conc. :	48.8 ppm
CALIBRATING CONDITION					
Pressure	1011	mmbar	Temp.	24.5	°C
			% RH	49	
CALIBRATION SETTING					
Span	Initial Reading (Before Adj.),PPB			Final Reading (After Adj.),PPB	
Set Point	Expected Concentration	Analyzer Response	%Dif	Analyzer Response	Slope
Zero	0	-0.10	-	0	-
NO Span	400	399.6	-0.100	400.0	1.006
NO _x Span	400	399.8	-0.050	400.0	1.009
API Model 200E NO _x Analyzer Check List					
Test Values	Observed Value	Units	Nominal Range		
RANGE	500	PPB	500 standard		
STABILITY (Zero Gas)	0.1	PPB	< 2 with zero air		
SAMPLE FLOW	507	cc/min	500 ± 50		
OZONE FLOW	78	cc/min	80 ± 15		
PMT	103.1	mV	-20 - 150		
AZERO	93.8	mV	-20 - 150		
HVPS	669	V	420 - 900 constant		
RCELL TEMP	50.2	°C	50 ± 1		
BOX TEMP	29.4	°C	8 - 48		
PMT TEMP	7.1	°C	7 ± 2		
MOLY TEMP	315.1	°C	315 ± 5		
RCELL PRESS	8.3	IN-Hg-A	2 - 10 constant		
SAMPLE PRESS	28.4	IN-Hg-A	25 - 30 constant		
NO Span Conc	400	PPB	20 - 20,000		
NO _x Span Conc	400	PPB	20 - 20,000		
NO Slope	1.006	-	1.0 ± 0.3		
NO _x Slope	1.009	-	1.0 ± 0.3		
NO Offset	1.2	mV	-20 to +150		
NO _x Offset	0.8	mV	-20 to 150		
Stability at Zero	0.1	PPB	< 0.2		
Stability at Span	0.2	PPB	< 2 ppb @ 400 ppb span gas		

Calibrated by



CERTIFICATE No : 24M2227
REFERENCE No : 72448-1

Certificate of Calibration

EQUIPMENT : DIGITAL BALANCE
MANUFACTURER : METTLER TOLEDO
MODEL : XS105DU
SERIAL No : 1126422905
ID No : BA05/50
CONDITION AS RECEIVED : USED ITEM
SUBMITTED BY : S.P.S. CONSULTING SERVICE CO., LTD.
7 SOI PHAHOLYOTHIN 24, PHAHOLYOTHIN RD.,
JOMPOL, CHATUCHAK, BANGKOK 10900

CALIBRATED BY : ATSAWIN Y.

CALIBRATION DATE : 08-Mar-24

APPROVED BY :

ISSUED DATE : 14-Mar-24

RECEIVED DATE : 08-Mar-24

THIS CERTIFICATE MAY NOT BE REPRODUCED OTHER THAN IN FULL EXCEPT WITH THE PRIOR WRITTEN APPROVAL OF
QUALITY CALIBRATION CO., LTD.



Calibration Report

EQUIPMENT : DIGITAL BALANCE MODEL : XS105DU
MANUFACTURER : METTLER TOLEDO S/N : 1126422905
ID No : BA05/50 RECEIVED DATE : 08-Mar-24
AIR PRESSURE : 1010mbar \pm 1mbar CALIBRATION DATE : 08-Mar-24
AMBIENT TEMPERATURE : 25° C \pm 1° C RELATIVE HUMIDITY : 53 %RH \pm 10 % RH

CONDITION OF THIS RESULTS OF CALIBRATION

1. THIS INSTRUMENT WAS CALIBRATED BY ACCORDING TO UKAS LAB 14 EDITION 6:2019 BY USING KNOWN WEIGHT STANDARD WEIGHT. THE BALANCE WAS NOT ADJUSTED BEFORE CALIBRATION. THE BALANCE HAS NO ZERO TRACKING FUNCTION. REPEATABILITY WAS MEASURED BY USING 10 REPEATED MEASUREMENTS. LINEARITY WAS MEASURED COVERING 10 POINTS, EVENLY SPREAD OVER THE RANGE. THE INSTRUMENT WAS SET ZERO BEFORE PERFORMING THE LINEARITY TEST. OFF-CENTER LOADING WAS MEASURED BY USING STANDARD WEIGHTS PLACED ON THE PAN AND MOVED TO VARIOUS POSITIONS ON THE PAN.

2. REFERENCE STANDARD INSTRUMENTS :-

INSTRUMENT	MODEL	SERIAL No	CERTIFICATE No	DUE DATE
1) STANDARD WEIGHT SET	E2	QK-I-151	M2302013S	02-Feb-25
2) STANDARD WEIGHT	E2	15843	M2302014S	02-Feb-25

3. THE CERTIFICATE IS VALID FOR THE ITEM CALIBRATED AS SHOWN ON THE DATE AND PLACE OF CALIBRATION ONLY.

4. THIS RESULT EXCLUDE LONG TERM STABILITY OF THE UNIT UNDER CALIBRATION.

5. THIS CERTIFICATE IS TRACEABLE TO THE INTERNATIONAL SYSTEM OF UNIT MAINTAINED AT:-

- NATIONAL INSTITUTE OF METROLOGY (THAILAND) THROUGH CENTRAL BUREAU OF WEIGHTS&MEASURES

RESULT OF CALIBRATION :- WITHOUT ADJUSTMENT

1. ZERO SETTING FUNCTION : NORMAL

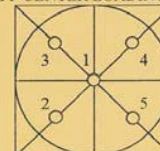
2. TARE FUNCTION : NORMAL

3. REPEATABILITY OF READING AT 200 g WAS 0.000055 g

4. DEPARTURE FROM NOMINAL VALUE/ LINEARITY

NOMINAL VALUE (g)	BALANCE READING (g)	CORRECTION (g)	UNCERTAINTY (\pm g)
0.00	0.00000	0.00000	0.000065
0.02	0.02001	-0.00001	0.000065
0.10	0.10002	-0.00002	0.000066
0.20	0.20001	-0.00001	0.000066
0.50	0.50001	-0.00001	0.000065
1.00	1.00003	-0.00003	0.000066
2.00	2.00001	-0.00001	0.000067
5.00	5.00001	-0.00001	0.000068
10.00	9.99994	0.00006	0.000070
20.00	20.00008	-0.00008	0.000078
50.00	50.00000	0.00000	0.00013
100.00	100.00001	-0.00001	0.00019
120.00	120.00001	-0.00001	0.00022

5. OFF CENTER LOADING ERROR



POINT	READING (g)
1	50.0000
2	50.0000
3	50.0000
4	50.0000
5	50.0000
OFF-CENTER LOADING	0.0000

NOTE: THIS CALIBRATION WAS CARRIED OUT AT THE CUSTOMER'S PLACE AT LABORATORY AREA
THE REPORTED UNCERTAINTY OF MEASUREMENT WAS BASED ON A STANDARD UNCERTAINTY MULTIPLIED BY A
COVERAGE FACTOR $k=2$, PROVIDING A LEVEL OF CONFIDENCE APPROXIMATELY 95%.

END OF CALIBRATION REPORT

คุณภาพอากาศจากแหล่งกำเนิด



บริษัท เอส.พี.เอส. คอนซัลติ้ง เซอร์วิส จำกัด

S.P.S. CONSULTING SERVICE CO., LTD.

7 ซอยพหลโยธิน 24 ถนนพหลโยธิน แขวงจอมพล เขตจตุจักร กรุงเทพฯ 10900

7 Soi Phaholyothin 24, Phaholyothin Rd., Jompol, Chatuchak, Bangkok 10900

Tel : (662) 939-4370-72, Fax : (662) 513-4221, E-mail : sale@spscon.com, www.spscon.com

Console Calibration Report

Calibration Method

Critical Orifices

Calibration Data

Console Data		Calibration Data		
No.	Serial No.	Date	y	ΔH_g (mmH ₂ O)
B01	1563	01/03/2024	1.003	50.38
B02	8002514	04/03/2024	1.002	49.73
B03	1503016	02/03/2024	0.997	50.45
B04	00006659	01/03/2024	1.004	49.97
B05	00007428	02/03/2024	0.996	49.65
R01	1561	02/03/2024	0.999	50.18
R02	8002513	01/03/2024	1.005	50.04
R03	1570	03/03/2024	0.998	49.82
R04	8002519	02/03/2024	1.004	49.58
R05	1503015	03/03/2024	1.002	50.33

Remark : Accept Value of y (test) is $0.97 < y < 1.03$

Accept Value of ΔH_g (test) is 46.7 ± 6.4 (mmH₂O)



บริษัท เอส.พี.เอส. คอนซัลติ้ง เซอร์วิส จำกัด

S.P.S. CONSULTING SERVICE CO., LTD.

7 ซอยพหลโยธิน 24 ถนนพหลโยธิน แขวงจอมพล เขตจตุจักร กรุงเทพฯ 10900

7 Soi Phaholyothin 24, Phaholyothin Rd., Jompol, Chatuchak, Bangkok 10900

Tel : (662) 939-4370-72, Fax : (662) 513-4221, E-mail : sale@spscon.com, www.spscon.com

Pitot Tube Calibration Report

Calibration Method

Standard Pitot Tube

Calibration Data

Pitot Tube Data			Calibration Data		
No.	Type of Pitot	Coefficient of Standard Pitot	Date	Avg. of Cp (test)	
				Side A	Side B
B03	S	0.99	06/05/2024	0.84	0.84
B04	S	0.99	06/05/2024	0.84	0.85
B05	S	0.99	07/05/2024	0.84	0.83
B07	S	0.99	07/05/2024	0.84	0.84
B08	S	0.99	07/05/2024	0.84	0.85
B09	S	0.99	07/05/2024	0.83	0.84
B11	S	0.99	07/05/2024	0.84	0.85
B16	S	0.99	08/05/2024	0.84	0.84
B18	S	0.99	08/05/2024	0.85	0.84
B19	S	0.99	08/05/2024	0.84	0.85
B21	S	0.99	07/05/2024	0.84	0.84
B24	S	0.99	07/05/2024	0.84	0.84
B27	S	0.99	06/05/2024	0.85	0.84
B30	S	0.99	09/05/2024	0.84	0.84
B31	S	0.99	09/05/2024	0.84	0.84
B33	S	0.99	09/05/2024	0.83	0.84
B35	S	0.99	07/05/2024	0.84	0.84

Remark : Accept value of Cp (test) is 0.84 ± 0.01



บริษัท เอส.พี.เอส. คอนซัลติ้ง เซอร์วิส จำกัด
S.P.S. CONSULTING SERVICE CO., LTD.
7 ซอยพหลโยธิน 24 ถนนพหลโยธิน แขวงจตุจักร กรุงเทพฯ 10900
7 Soi Phaholyothin 24, Phaholyothin Rd., Jompol, Chatuchak, Bangkok 10900
Tel : (662) 939-4370-72 Fax : (662) 513-4221 E-mail : sale@spscs.com www.spscs.com

Pitot Tube Calibration Report

Calibration Method

Standard Pitot Tube

Calibration Data

Pitot Tube Data			Calibration Data		
No.	Type of Pitot	Coefficient of Standard Pitot	Date	Avg. of Cp (test)	
				Side A	Side B
B36	S	0.99	07/05/2024	0.84	0.84
B37	S	0.99	07/05/2024	0.84	0.83
B38	S	0.99	07/05/2024	0.85	0.84
B39	S	0.99	09/05/2024	0.84	0.84
B40	S	0.99	09/05/2024	0.84	0.83
B41	S	0.99	09/05/2024	0.84	0.84
B44	S	0.99	08/05/2024	0.83	0.84
B45	S	0.99	08/05/2024	0.84	0.84
B46	S	0.99	08/05/2024	0.84	0.84
B47	S	0.99	08/05/2024	0.85	0.84
B48	S	0.99	10/05/2024	0.84	0.84
B49	S	0.99	06/05/2024	0.84	0.84
B54	S	0.99	06/05/2024	0.85	0.84
B56	S	0.99	07/05/2024	0.83	0.84
B57	S	0.99	10/05/2024	0.84	0.84
B58	S	0.99	10/05/2024	0.85	0.84



CALIBRATION LABORATORY CO., LTD.

2/10-11,14, 55 Soi Prasert Manukit 29 Yaek 4, Prasert Manukit Rd., Ladphrao, Bangkok 10230
Tel. 02-578-0353-4 Fax: 02-578-2672 www.cal-laboratory.com E-mail:sale@cal-laboratory.com



CERTIFICATE OF CALIBRATION

FOR

NOMENCLATURE : VACUUM GAUGE
MANUFACTURER : HI-LIGHT
MODEL / TYPE : N/A
SERIAL NO. : N/A[64-220066-3]
CLID. NO. : 212201114
JOB CONTROL NO. : 230725081569

CUSTOMER : S.P.S. CONSULTING SERVICE CO., LTD.

7 SOI PHAHOLYOTHIN 24 ROAD., JOMPOL,
CHATUCHAK, BANGKOK 10900

DATE OF RECEIVED : 25 July 2023

DATE OF ISSUED : 31 July 2023

Report of calibration screening must not be taken in part. Except complete. Without the approval of the Calibration Laboratory Co., Ltd.

Calibrated By :

Approved By :

This Calibration Certificate documents the traceability to national standards, which realize the units of measurement according to the International System of Units (SI)

Certificate No. Q23081569

F3-011-04/01-12

page 1 of 3




@clcalibration



CALIBRATION LABORATORY Co.,LTD.

2/10-11,14,55 Soi Prasert Manukit 29 Yaek 4, Prasert Manukit Rd., Ladphrao, Bangkok 10230
Tel. 02-578-0353-4 Fax: 02-578-2672 www.cal-laboratory.com E-mail:sale@cal-laboratory.com



REPORT OF CALIBRATION

FOR

NOMENCLATURE : VACUUM GAUGE
MANUFACTURER : HI-LIGHT
MODEL / TYPE : N/A
SERIAL NO. : N/A[64-220066-3]
DATE OF CALIBRATION : 26 July 2023
DUE DATE OF CALIBRATION : 26 July 2024

ENVIRONMENT CONDITIONS :

Temperature : $(23 \pm 2) ^\circ\text{C}$

Relative Humidity : $(55 \pm 10) \% \text{RH}$

PROCEDURE USED :

This instrument was calibrated under procedure No. CLC-CPPP-05 according to DKD-R 6-1 as calibration guidelines.

The calibration was performed by direct measurement with Document Process Calibrator and Pressure Module which maintained by the Calibration Laboratory Co., Ltd.

REFERENCE STANDARD USED :

Document Process Calibrator, Fluke Model 741B S/N. 8295020 with Pressure Module Model 700PD5 S/N. 89404505.

TRACEABILITY :

The measurements are traceable to International System of Units (SI), through National Institute of Metrology (Thailand).
Certificate No. MP-0035-23, Due Date 02 February 2024.

UNCERTAINTY :

The reported uncertainty is based on a standard uncertainty multiplied by coverage factor of $k = 2$. It has been evaluated according to the "Calibration of Pressure Gauges (DKD-R 6-1)" which provides a level of confidence approximately 95%.

Certificate No. Q23081569

F3-011-04/01-12

page 2 of 3



@clccalibration



CALIBRATION LABORATORY Co.,LTD.

2/10-11,14,55 Soi Prasert Manukit 29 Yaek 4, Prasert Manukit Rd., Ladphrao, Bangkok 10230
Tel. 02-578-0353-4 Fax: 02-578-2672 www.cal-laboratory.com E-mail:sale@cal-laboratory.com



CONDITION OF CALIBRATION ITEM : GOOD

MEASUREMENT RESULTS : (X) without adjustment () adjustment

The DUC was exercised by applying a known pressure from its zero to full scale 1 times. Then 2 series of known gauge pressure were applied. The STD reading were recorded and the means value were reported in the table below.

CALIBRATION DATA

CORRECTION OF PRESSURE

DUC Test point (inHg)	STD Reading (kPa)		Conversion to inHg		Correction (inHg)	
	Up	Down	Up	Down	Up	Down
0	0.00	0.00	0.0	0.0	0.0	0.0
-5	-16.66	-16.69	-4.9	-4.9	+0.1	+0.1
-10	-33.79	-33.79	-10.0	-10.0	0.0	0.0
-15	-50.76	-50.76	-15.0	-15.0	0.0	0.0
-20	-67.79	-67.82	-20.0	-20.0	0.0	0.0
-25	-84.68	-84.72	-25.0	-25.0	0.0	0.0
-30	-101.51	-101.51	-30.0	-30.0	0.0	0.0

Uncertainty of measurement ± 0.2 inHg

Transmitting fluid : Air.

Technical Note. Conversion factor 1 kPa ; 0.2953003 inHg

Note. The Scope of Accredited ANAB Certificate No. ACDM-2814 Version 008 Page 36 of 54

This report is valid for the above stated instrument/s only.

End of Certificate

Certificate No. Q23081569

F3-011-04/01-12

page 3 of 3



@clccalibration



CERTIFICATE No : 24M2227
REFERENCE No : 72448-1

PAGE : 1 OF 2

Certificate of Calibration

EQUIPMENT : DIGITAL BALANCE
MANUFACTURER : METTLER TOLEDO
MODEL : XS105DU
SERIAL No : 1126422905
ID No : BA05/50
CONDITION AS RECEIVED : USED ITEM
SUBMITTED BY : S.P.S. CONSULTING SERVICE CO., LTD.
7 SOI PHAHOLYOTHIN 24, PHAHOLYOTHIN RD.,
JOMPOL, CHATUCHAK, BANGKOK 10900

CALIBRATED BY : ATSAWIN Y.

CALIBRATION DATE : 08-Mar-24

APPROVED BY :

ISSUED DATE : 14-Mar-24

RECEIVED DATE : 08-Mar-24

THIS CERTIFICATE MAY NOT BE REPRODUCED OTHER THAN IN FULL EXCEPT WITH THE PRIOR WRITTEN APPROVAL OF
QUALITY CALIBRATION CO., LTD.



CERTIFICATE No : 24M2227

PAGE : 2 OF 2

Calibration Report

EQUIPMENT : DIGITAL BALANCE MODEL : XS105DU
MANUFACTURER : METTLER TOLEDO S/N : 1126422905
ID No : BA05/50 RECEIVED DATE : 08-Mar-24
AIR PRESSURE : 1010mbar \pm 1mbar CALIBRATION DATE : 08-Mar-24
AMBIENT TEMPERATURE : 25° C \pm 1° C RELATIVE HUMIDITY : 53 %RH \pm 10 % RH

CONDITION OF THIS RESULTS OF CALIBRATION

1. THIS INSTRUMENT WAS CALIBRATED BY ACCORDING TO UKAS LAB 14 EDITION 6:2019 BY USING KNOWN WEIGHT STANDARD WEIGHT. THE BALANCE WAS NOT ADJUSTED BEFORE CALIBRATION. THE BALANCE HAS NO ZERO TRACKING FUNCTION. REPEATABILITY WAS MEASURED BY USING 10 REPEATED MEASUREMENTS. LINEARITY WAS MEASURED COVERING 10 POINTS, EVENLY SPREAD OVER THE RANGE. THE INSTRUMENT WAS SET ZERO BEFORE PERFORMING THE LINEARITY TEST. OFF-CENTER LOADING WAS MEASURED BY USING STANDARD WEIGHTS PLACED ON THE PAN AND MOVED TO VARIOUS POSITIONS ON THE PAN.

2. REFERENCE STANDARD INSTRUMENTS :-

INSTRUMENT	MODEL	SERIAL No	CERTIFICATE No	DUE DATE
1) STANDARD WEIGHT SET	E2	QK-I-151	M2302013S	02-Feb-25
2) STANDARD WEIGHT	E2	15843	M2302014S	02-Feb-25

3. THE CERTIFICATE IS VALID FOR THE ITEM CALIBRATED AS SHOWN ON THE DATE AND PLACE OF CALIBRATION ONLY.

4. THIS RESULT EXCLUDE LONG TERM STABILITY OF THE UNIT UNDER CALIBRATION.

5. THIS CERTIFICATE IS TRACEABLE TO THE INTERNATIONAL SYSTEM OF UNIT MAINTAINED AT:-

- NATIONAL INSTITUTE OF METROLOGY (THAILAND) THROUGH CENTRAL BUREAU OF WEIGHTS&MEASURES

RESULT OF CALIBRATION :- WITHOUT ADJUSTMENT

1. ZERO SETTING FUNCTION : NORMAL

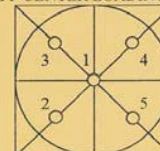
2. TARE FUNCTION : NORMAL

3. REPEATABILITY OF READING AT 200 g WAS 0.000055 g

4. DEPARTURE FROM NOMINAL VALUE/ LINEARITY

NOMINAL VALUE (g)	BALANCE READING (g)	CORRECTION (g)	UNCERTAINTY (\pm g)
0.00	0.00000	0.00000	0.000065
0.02	0.02001	-0.00001	0.000065
0.10	0.10002	-0.00002	0.000066
0.20	0.20001	-0.00001	0.000066
0.50	0.50001	-0.00001	0.000065
1.00	1.00003	-0.00003	0.000066
2.00	2.00001	-0.00001	0.000067
5.00	5.00001	-0.00001	0.000068
10.00	9.99994	0.00006	0.000070
20.00	20.00008	-0.00008	0.000078
50.00	50.00000	0.00000	0.00013
100.00	100.00001	-0.00001	0.00019
120.00	120.00001	-0.00001	0.00022

5. OFF CENTER LOADING ERROR



POINT	READING (g)
1	50.0000
2	50.0000
3	50.0000
4	50.0000
5	50.0000
OFF-CENTER LOADING	0.0000

NOTE: THIS CALIBRATION WAS CARRIED OUT AT THE CUSTOMER'S PLACE AT LABORATORY AREA
THE REPORTED UNCERTAINTY OF MEASUREMENT WAS BASED ON A STANDARD UNCERTAINTY MULTIPLIED BY A
COVERAGE FACTOR $k=2$, PROVIDING A LEVEL OF CONFIDENCE APPROXIMATELY 95%.

END OF CALIBRATION REPORT

SITHIPORN ASSOCIATES CO.,LTD. CALIBRATION LABORATORY



NSC-TISI-TIS 17025
CALIBRATION 0394

Cert. No. : SP23016

Pages 1 of 3

451-451/1 Sirinthorn Rd.,Bangbunru, Bangplud Bangkok 10700 THAILAND.
Tel.0-2435-8800 Fax.0-2433-1679 e-mail:cal-center@sithiphorn.com http://www.sithiphorn.com

Calibration Certificate

Equipment : UV-VIS SPECTROPHOTOMETER
Manufacturer : PERKINELMER
Model : LAMBDA 25
Serial No.: 501S14123010
ID No.: SP03/58
Calibration Mode : WAVELENGTH ACCURACY
PHOTOMETRIC ACCURACY
Condition As Found : GOOD
Customer : S.P.S. CONSULTING SERVICE CO., LTD.
7 SOI PHAHOLYOTHIN 24, PHAHOLYOTHIN ROAD,
CHOMPHON, CHATUCHAK,
BANGKOK 10900, THAILAND.
Location : ORGANIC LABORATORY IV
Ambient Temperature : (25.0 ± 5) °C
Relative Humidity : (48.4 ± 25) %
Received Date : 30 AUGUST 2023
Calibration Date : 30 AUGUST 2023
Date of Issue : 31 AUGUST 2023

Calibrated by :

Approved by :

This certificate is issued in accordance with the requirements of ISO/IEC 17025 standard, may not be reproduced other than in full, except with the prior written approval of the head of Calibration Laboratory.

SITHIPORN
associates

SITHIPORN ASSOCIATES CO.,LTD.
CALIBRATION LABORATORY

Continuation of Calibration Certificate

Cert. No. : SP23016

Job No. : VC66SP0014

Pages : 2 of 3

Calibration Method :

This instrument was calibrated by using on-site calibration procedure In-house method : CP-SP-01

The calibration procedure to direct measurement wavelength accuracy by using wavelength standard solution, Photometric accuracy by using absorbance standard filter and absorbance standard solution

The calibration procedure used was based on ASTM E275-01,ASTM E925-02

Condition of this result of calibration :

1. Certified reference materials

Material	Ref. type	Cell serial No.	Cert. No.	Due Date
Holmium liquid	RM-HL	29706	106864	01/11/2024
Didymium liquid	RM-DL	28912	106905	02/11/2024
Neutral density filter	RM-1N2N3N	13877	106918	03/11/2024
Potassium dichromate solutions	RM-0204060810	14204	106902	02/11/2024
Potassium Iodide solution	-	KI-0701-001	CI-0090-22	08/04/2024

2. This result of calibration was found accurate as shown on date and place of calibration only.

3. This certificate is traceable to the international system of unit maintained at :

3.1 The UK National Physical Laboratory (NPL)

3.2 The National Institute of Standards and Technology,NIST.

Result of calibration : Wavelength Accuracy

(Without adjustment)

Material	Certified Values of Reference Material (nm)	UUC* Reading (nm)	Error (nm)	Uncertainty ± (nm)	k Factor
RM-HL	278.13	278.3	0.17	0.16	2.00
	361.25	361.3	0.05	0.16	2.00
	467.82	468.0	0.18	0.16	2.00
	536.56	536.6	0.04	0.16	2.00
	640.50	640.4	-0.10	0.16	2.00
RM-DL	740.09	740.0	-0.09	0.16	2.00
	864.94	865.0	0.06	0.16	2.00

UUC* = Unit Under Calibration

Continuation of Calibration Certificate

Cert. No. : SP23016
Job No. : VC66SP0014
Pages : 3 of 3

Result of calibration : Photometric Accuracy

(Without adjustment)

Material	Wavelength (nm)	Filter S/N	Nominal Absorbance (A)	Certified Absorbance (A)	UUC* Reading Absorbance (A)	Error (A)	Uncertainty ± (A)	k Factor
Neutral Density glass filter	440.0	29360	1.0	1.0517	1.0564	0.0047	0.0031	2.00
		29914	0.7	0.7445	0.7460	0.0015	0.0032	2.00
		29381	0.5	0.5416	0.5429	0.0013	0.0032	2.00
	546.1	29360	1.0	0.9821	0.9849	0.0028	0.0030	2.00
		29914	0.7	0.6961	0.6961	0.0000	0.0030	2.00
		29381	0.5	0.5073	0.5073	0.0000	0.0030	2.00
	590.0	29360	1.0	1.0222	1.0244	0.0022	0.0030	2.00
		29914	0.7	0.7237	0.7234	-0.0003	0.0030	2.00
		29381	0.5	0.5361	0.5360	-0.0001	0.0031	2.00
	635.0	29360	1.0	0.9753	0.9775	0.0022	0.0030	2.00
		29914	0.7	0.6910	0.6910	0.0000	0.0030	2.00
		29381	0.5	0.5211	0.5210	-0.0001	0.0032	2.00
Material	Wavelength (nm)	Solution (mg/l)	Certified Absorbance (A)	UUC* Reading Absorbance (A)	Error (A)	Uncertainty ± (A)	k Factor	
RM-0204060810	235.0	20	0.2422	0.2462	0.0040	0.0101	2.00	
		40	0.4866	0.4900	0.0034	0.0115	2.00	
		60	0.7414	0.7390	-0.0024	0.0068	2.00	
	235.0	80	0.9858	0.9871	0.0013	0.0093	2.00	
		100	1.2442	1.2480	0.0038	0.0087	2.00	

UUC* = Unit Under Calibration

Condition of this result of calibration : Spectrophotometer PERKINELMER Model Lambda 25 S/N 501S141230

Resolution of Wavelength Mode 0.1 nm
Resolution of Photometric Mode 0.0001 A

Parameter Setting

Measurement Mode Wavelength, Absorbance

Wavelength Scan 1100 nm-190 nm

Scanning Speed 7.5 nm/min

Data Pitch 0.1 nm

Band width(Wavelength) 1.0 nm

Band width(Vis) 1.0 nm

Band width(Uv) 1.0 nm

Stray Light** UUC* Reading at 220 nm	
Transmission T(%)	Absorbance(A)
0.0111	3.9564

**Specific Acceptance :

Transmission ≤ 1.0 T(%), Absorbance ≥ 2.0 A

**Stray light not TISI Accredited

The reported uncertainty is based on a standard uncertainty multiplied by a coverage factor k , providing a level of confidence of approximately 95%

End of Calibration Certificate

ระดับเสียง



THAILAND INSTITUTE OF SCIENTIFIC AND TECHNOLOGICAL RESEARCH (TISTR)

Request No. 21-67/0304

MTC No. EEL. BP. 109/0267

CALIBRATION CERTIFICATE

Submitted by : S.P.S.Consulting Service Co.,Ltd.

Address : 7 Soi Phaholyothin 24, Phaholyothin Road, Jompol, Chatuchak, Bangkok 10900.

Calibrated at : Electrical and Electronic Standards Laboratory, Industrial Metrology and Testing Service Centre.
Soi 1C, Bangpoo Industrial Estate, Sukhumvit Rd., Muang, Samutprakan 10280.

Instrument Calibrated :

Description : Sound Calibrator

Manufacturer : ACO

Model : 2127

Serial No. : 130006

Ambient Environment

Temperature : (23 + 3) °C

Relative Humidity : (50 ± 15) %

Ambient Pressure : (101.325 ± 1.500) kPa

Standards used : 1. Digital Function Synthesizer NF Electronic DF-193A S/N 122037.

2. Measuring Amplifier Bruel&Kjaer 2636 S/N 1537484.

3. Programmable Attenuator Tamagawa TPA-303A S/N OF 2214.

4. Digital Multimeter Agilent 34401A S/N MY44005560.

5. Pressure Transmitter Vaisala PTB202AD S/N T0650001.

6. Audio Analyzer Keithley 2015-P S/N4106495.

7. Condenser Microphone B&K 4180 S/N 2889871.

Calibration Procedure: CP-102-04 based on IEC 60942-2003; The sound pressure level generated by sound calibrator under test shall be measured by standard microphone using an insert voltage technique.

This instrument has been calibrated against standards maintained at Electrical and Electronic Standards Laboratory (EEL), which are traceable to the International System of Units through the National Institute of Metrology (Thailand).

The information on actual reading is attached herewith and the uncertainty limits quoted refer to the measured values only.

Date of Receipt : 22 Feb. 2024

Date of Calibration : 4 Mar. 2024

The results relate only to the items tested/calibrated or value assigned.

Advertising the Report/Certificate and publicity of the results except in full are prohibited unless written permission is obtained from the

FM.BL.MTC.002 Rev.4

Head Office
35 Mu 3 Tambon Khlong Ha, Amphoe Khlong Luang,
Changwat Pathumthani 12120, Thailand
Tel. (66) 0 2577 9000
Fax. (66) 0 2577 9009
E-mail : rumpai@tistr.or.th Website:www.tistr.or.th

Office/Laboratory
Soi 1C, Bangpoo Industrial Estate, Sukhumvit Road,
Amphoe Muang, Changwat Samutprakan 10280, Thailand
Tel. (66) 0 2323 1672-80 ext. 115, 116
Fax. (66) 0 2323 9165
E-mail : mtc@tistr.or.th

Office
196 Phahonyothin Road, Chatuchak, Bangkok 10900,
Thailand
Tel. (66) 0 2579 1121-30 ext. 5219, 5225, 5217
Fax. (66) 0 2579 8592
E-mail : sumalee@tistr.or.th



THAILAND INSTITUTE OF SCIENTIFIC AND TECHNOLOGICAL RESEARCH (TISTR)

Request No. 21-67/0304

MTC No. EEL. BP. 109/0267

The reported expanded uncertainty is based upon a standard uncertainty multiplied by a coverage factor $k = 2$, providing a level of confidence of approximately 95%.

Nominal Output of Unit Under Test = 94 dB re 20μPa at 1000 Hz

Acoustic Output in dB re 20μPa, Corrected to Reference Conditions: 101.325 kPa, 23.0 °C and 50 %RH.

1. Sound Pressure Level

Standard Microphone Type	Measured Sound Pressure Level (dB)	Deviated value (dB)	Uncertainty (dB)	Tolerance limit IEC60942:2003 Class 2
1/2 inch Bruel&Kjaer 4180	93.85	-0.15	± 0.10	±0.75 dB

2. Frequency

Standard Microphone Type	Measured Frequency (Hz)	Deviated value (Hz)	Uncertainty (Hz)	Tolerance limit IEC60942:2003 Class 2
1/2 inch Bruel&Kjaer 4180	999.9	-0.1	± 1.5	±2.0%

3. Total Distortion

Standard Microphone Type	Measured Total Distortion (%)	Uncertainty (%)	Tolerance limit IEC60942:2003 Class 2
1/2 inch Bruel&Kjaer 4180	1.65	± 0.50	±4.0%

Note : 1. No adjustment.

2. The calibrator pressure correction was not included.

3. The microphone volume correction was not included.

Date of Calibration : 4 Mar. 2024

Date of Issue : 5 Mar. 2024

End of Certificate

The results relate only to the items tested/calibrated or value assigned.

Advertising the Report/Certificate and publicity of the results except in full are prohibited unless written permission is obtained from the governor of TISTR.

FM.BL.MTC.002 Rev.4

Head Office
35 Mu 3 Tambon Khlong Ha, Amphoe Khlong Luang,
Changwat Pathumthani 12120, Thailand
Tel. (66) 0 2577 9000
Fax. (66) 0 2577 9009
E-mail : rumpai@tistr.or.th Website:www.tistr.or.th

Office/Laboratory
Soi 1C, Bangpoo Industrial Estate, Sukhumvit Road,
Amphoe Muang, Changwat Samutprakan 10280, Thailand
Tel. (66) 0 2323 1672-80 ext. 115, 116
Fax. (66) 0 2323 9165
E-mail : mtc@tistr.or.th

Office
196 Phahonyothin Road, Chatuchak, Bangkok 10900,
Thailand
Tel. (66) 0 2579 1121-30 ext. 5219, 5225, 5217
Fax. (66) 0 2579 8592
E-mail : sumalee@tistr.or.th



บริษัท เอส.พี.เอส. คอนซัลติ้ง เซอร์วิส จำกัด
S.P.S. CONSULTING SERVICE CO., LTD.
7 ซอยพหลโยธิน 24 ถนนพหลโยธิน แขวงจตุจักร กรุงเทพฯ 10000
7 Soi Phaholyothin 24, Phaholyothin Rd., Jungsai, Chatuchak, Bangkok 10000
Tel : (662) 939-4370-72, Fax : (662) 513-4221, E-mail : sale@spscom.com, www.spscom.com

Noise R_327/24

Sound Level Meter Calibration Report

Acoustic Calibrator Data

Brand	ACO	Number	AC 03/56
Model	2127	Serial No.	130006
Calibration Range	94 dB, 1000 Hz	Last Calibration	04 March 2024
		Due Date	04 March 2025

Calibration Data

Sound Level Meter Data				Calibration Data		
SLM No.	Brand	Model	Serial No.	Date	Actual Reading [dB]	
					Before Adjustment	After Adjustment
ACO-R05	ACO	6236	00142020	31 May 2024	93.9	93.9
ACO-R11	ACO	6236	00172038	31 May 2024	94.0	93.9
ACO-R13	ACO	6236	00172041	31 May 2024	93.9	93.9
ACO-R14	ACO	6236	00172061	31 May 2024	93.9	93.9
Acoustic Certified Value : Thailand Institute of Scientific and Technological Research (TISTR)					93.85 ± 0.10 dB	

คุณภาพน้ำ



Agilent Technologies (Thailand) Limited
U CHU LIANG BLDG. 22/F UNIT A.D
968 RAMA 4 ROAD, SILOM, BANGRAK
Bangkok 10500 Thailand

Tel. +662 637 6363
Fax: +662 632 4334
Email: ccc-smt@agilent.com
Website: www.agilent.com/chem

Customer Contact:

ALS Laboratory Group (Thailand) Co
Ltd
Head Office
104 Phatthanakan 40 Phatthanakan Rd
Khwaeng Phatthanakan Khet Suan
TAX ID : 0105540004859
supakwan.mak@alsglobal.com
27603000

Invoice To:

ALS Laboratory Group (Thailand) Co
Ltd
Head Office
104 Phatthanakan 40 Phatthanakan Rd
Khwaeng Phatthanakan Khet Suan

Delivery Site:

ALS Laboratory Group (Thailand) Co
Ltd
Head Office
104 Phatthanakan 40 Phatthanakan Rd
Khwaeng Phatthanakan Khet Suan

Location:

Room
Bldg
Lab
Dept

[products](#) | [applications](#) | [software](#) | [services](#)

Agilent Technologies (Thailand) Limited, Head Office
U Chu Liang Bldg. 22/F Unit A.D
968 Rama 4 Road, Silom, Bangrak,
Bangkok 10500 Thailand
Tax ID : 0105542068218

SERVICE REPORT

Customer Purchase Order Number:	Customer Number: 70371013
Service Request:	Service Request Date:
Service Order: 6006186367	Service Confirmation: 6905211850

Direct Inquiries to:

Contact Name: Customer Contact Center
Contact E-mail: ccc-smt@agilent.com
Contact Telephone: +662 637 6363
Contact Fax: +662 632 4334

Learn more about Agilent's Special Offers, Products, Services and our
full range of laboratory productivity solutions optimized for your
applications and workflows. Visit us at www.agilent.com/chem

Citibank N.A. Bangkok Branch
399 Interchange 21 Building, Sukhumvit Road, Klongtoey Nau
Sub-district, Wattana District, Bangkok 10110 Thailand
Acc. No: 012-4452-007,
THB:Krung Thai Bank PCL
Siam Square Br.,416/1-2 Rama I Rd.,Pathumwan, BKK 10330
Thailand

ORIGINAL

Service Confirmation Number: 6905211850

Service Confirmation Date: 10.10.2023

Service Instrument:

Model Number	Model Description	Serial Number	System Handle	Parent Asset
SYS-IM- 7900-E	ICPMS 7900 System Enhanced			
G7116A	1260 Infinity II Multicolumn Thermostat	DEAED35381		SYS-IM-7900-E
G8403A	Agilent 7900 ICP-MS	SG22322313	6005415957/SG2232231 3	SYS-IM-7900-E
G7129A	1260 Infinity II Vialsampler	DEAEQ54667		SYS-IM-7900-E
G7111B	1260 Infinity II Quaternary Pump	DEAET03992		SYS-IM-7900-E

Service Items:

Item	Service/Part #	Description	Qty	Entitlement	Service Start	Service End
1000	EQQ	Enterprise Operational Qualification	1.00	Agreement Entitlement 100 % covered	09.10.2023	09.10.2023
1010	5185-5850	ICP-MS Checkout Solutions	1.00	Agreement Entitlement 100 % covered		
2000	PM	Preventive Maintenance	1.00	Agreement Entitlement 100 % covered	10.10.2023	10.10.2023
2010	5799-0037	Agilent Cool Clear coolant fluid 7.6L/pk	1.00	Agreement Entitlement 100 % covered		
2020	X3760-64004	Agilent Vacuum Fluid 68 Platinum, 1Qt	1.00	Agreement Entitlement 100 % covered		
2030	9499201	RVP MS40+ EXHAUST FILTER	1.00	Agreement Entitlement 100 % covered		
2040	G3280-67009	Graphite gasket for Sampling cone (3/pk)	1.00	Agreement Entitlement 100 % covered		
2050	G3280-67045	Octopole assembly, ICP-MS, 1/pk	1.00	Agreement Entitlement 100 % covered		
2060	SR03707552	MS40 Inlet valve + flange	1.00	Agreement Entitlement		

Service Confirmation Number: 6905211850

Service Confirmation Date: 10.10.2023

Item	Service/Part #	Description	Qty	Entitlement	Service Start	Service End
				100 % covered		
2070	CP17973	Gas Clean Filter Carrier Gas	2.00	Agreement Entitlement 100 % covered		
2080	G3280-60077	Tygon tubing (3m), for ICP-MS	1.00	Agreement Entitlement 100 % covered		
2090	G8400-67100	7900 Easy-fit x-lens assy, 1pc	1.00	Agreement Entitlement 100 % covered		
2100	5799-0037	Agilent Cool Clear coolant fluid 7.6L/pk	1.00	Agreement Entitlement 100 % covered		
2110	G8411-67111	ISIS valve rotor seal replacement kit	1.00	Agreement Entitlement 100 % covered		
2120	G8411-67115	Piston pump seal replacement kit,ISIS	1.00	Agreement Entitlement 100 % covered		

Additional Information:

Service Confirmation Number: 6905211850

Service Confirmation Date: 10.10.2023

Service Information:

Problem Description:

WU-311399160-PM00-IM7900-5001103991

Service Provided:

Perform PM checklist. Replace oil and filter vacuum pump , octopole, graphite gasket and rotor seal isis, clean sampling and skimmer cone , len assy , torch, spraychamber. Clean and replace water chiller. Optimization tune parameter. Perform OQ hardware.

Test tune , BG and stability. After done the instrument can use normally

I calibrate the instrument No BKK_EL0136 all passed.

Service Overview Code:

Reason Code: Scheduled Service

Diagnosis Code: Scheduled Service



TECHNOLOGY PROMOTION ASSOCIATION (THAILAND-JAPAN)
CORPORATE SERVICES 3: EQUIPMENT CALIBRATION AND TESTING SERVICES
534/4 PATTANAKARN ROAD SOI 18, SUANLUANG, SUANLUANG BANGKOK 10250
TEL.0-2717-3000-29 FAX.0-2719-9484



Certificate of Calibration

Cert. No.: 24TM632

Page : 1 of 3

Equipment : Hot Air Oven

Manufacturer : Memmert

Model : UFE 500

Serial No. : G511.1572

ID No. : RYG_EN001

Submitted by : ALS Laboratory Group (Thailand) Co.,Ltd. (Rayong Branch)
616/10 Moo 5 T. Maenam Khu,
A. Pluakdaeng,
Rayong 21140 Thailand

Location : Oven Room

Received Order : 21 March 2024

Calibration Date : 21 March 2024

Ambient Temperature : $(26 \pm 10) ^\circ\text{C}$

Relative Humidity : $(50 \pm 30) \%$

Calibrated by :

Approved by :

() Pornthippa Tameyakul

() Unnopphol Harachai

(✓) Suwit Imjai

Issue Date : 22 March 2024

The Uncertainties are for a confidence probability of approximately 95%

This certificate may not be reproduced other than in full, except with the prior written
Approval of the head of Corporate Services 3 : Equipment Calibration and Testing Services.



Equipment : Hot Air Oven

Condition As-Received : Used Item

Reference : 2403-0563OC-1

Procedure Used :-

Calibration were conducted using calibration procedure CP-OT02 according to direct measurement method with Data Acquisition which connected with Resistance Temperature Detector (RTD) and Thermocouple Type T.

The temperature scale used was based on ITS-90.

Condition of this result of calibration

1. Reference standard instrument:-

Instrument	Serial No.	Cert. No.	Traceable	Due Date
1) Data Acquisition	MY57013711	23LM115	TPA	11 Jul 2024

2. This certificate is valid only to the item calibrated on date and place of calibration.

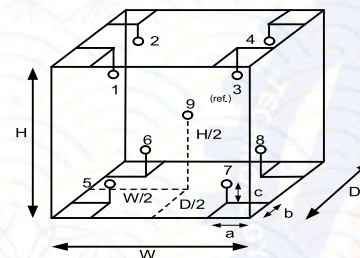
3. This certification is traceable to the International System of Unit.

Remark : TPA : Technology Promotion Association (Thailand - Japan)

Result of Calibration :- (*) Without Adjustment

Function of UUC* : Temperature Source

Fresh air setting : Close



Probe Installation Details :

a = 5.0 cm
b = 5.0 cm
c = 5.0 cm

Dimension of Chamber :

D = 0.40 m
W = 0.56 m
H = 0.48 m
Capacity = 0.11 m³

Cert. No.: 24TM632

Page : 2 of 3

Environment during calibration

	Beginning	Finished
Temp. (°C)	27	27
REL.Humid. (%)	57	59
AC Supply (Volt)	222	224

Ref. Std. ID No.: @ Calibration Point

Position :	(180) °C	(104) °C
1	18-18TC-01	18-18RTD-01
2	18-18TC-02	18-18RTD-02
3	18-18TC-03	18-18RTD-03
4	18-18TC-04	18-18RTD-04
5	18-18TC-05	18-18RTD-05
6	18-18TC-06	23-18RTD-06
7	18-18TC-07	18-18RTD-07
8	18-18TC-08	22-18RTD-08
9 (ref.)	18-18TC-09	18-18RTD-09



Equipment : Hot Air Oven
Condition As-Received : Used Item
Reference : 2403-0563OC-1
Result of Calibration :- (*) Without Adjustment
Function of UUC* : Temperature Source
Fresh air setting : Close

Cert. No.: 24TM632
Page : 3 of 3

Calibration Point (°C)	UUC* Setting (°C)	UUC* Reading (°C)	Temperature stability (± °C)	Temperature uniformity (°C)	Overall Variation (°C)	Coverage Factor <i>k</i>
104.0	104.0	104.0	0.051	0.59	0.62	2
180.0	180.0	180.0	0.15	1.3	1.7	2

Calibration Point (°C)	Measured Temperature (°C)									Uncertainty (± °C)
	Position									
	1	2	3	4	5	6	7	8	9 (ref.)	
104.0	103.921	103.786	103.757	103.759	103.950	103.817	104.213	103.672	103.673	0.42
180.0	179.614	179.270	179.145	179.599	180.001	180.423	180.293	180.629	179.429	1.1

Average* : The average of 30 values in each position.

Temperature stability : One-half of the greatest maximum difference of measured temperature at any one sensor.

Temperature uniformity : The maximum difference of measured temperatures at any sensors and the measured temperature at the reference location which are observed at the same time or at as close an observation time as possible to determine the temperature pattern or homogeneity within the chamber under steady-state conditions.

Overall Variation : The Difference of the maximum and minimum measured temperatures throughout observation.

UUC* : Unit Under Calibration

Note : The reported uncertainty of measurement was included stability and excluded uniformity .

The reported uncertainty of measurement was based on a standard uncertainty multiplied by a coverage factor *k*, providing a level of confidence of approximately 95 %.

-oOo-



TECHNOLOGY PROMOTION ASSOCIATION (THAILAND-JAPAN)
CORPORATE SERVICES 3: EQUIPMENT CALIBRATION AND TESTING SERVICES
534/4 PATTANAKARN ROAD SOI 18, SUANLUANG, SUANLUANG BANGKOK 10250
TEL.0-2717-3000-29 FAX.0-2719-9484



Certificate of Calibration

Cert. No.: 24TM633
Page : 1 of 3

Equipment : Hot Air Oven

Manufacturer : Memmert

Model : UF 110

Serial No. : B416.2420

ID No. : RYG_EN001

Submitted by : ALS Laboratory
616/10 Moo 5 T. Maenam Knu,
A. Pluakdaeng,
Rayong 21140 Thailand

Location : Oven Room

Received Order : 21 March 2024

Calibration Date : 21 March 2024

Ambient Temperature : (26 ± 10) °C

Relative Humidity : (50 ± 30) %

Calibrated by :

Approved by :

() Pornthippa Tameyakul
() Unnopphol Harachai
(✓) Suwit Imjai

Issue Date : 23 March 2024

The Uncertainties are for a confidence probability of approximately 95%

This certificate may not be reproduced other than in full, except with the prior written Approval of the head of Corporate Services 3 : Equipment Calibration and Testing Services.



Equipment : Hot Air Oven
Condition As-Received : Used Item
Reference : 2403-0563OC-2

Cert. No.: 24TM633

Page : 2 of 3

Procedure Used :-

Calibration were conducted using calibration procedure CP-OT02 according to direct measurement method with Data Acquisition which connected with Resistance Temperature Detector (RTD) and Thermocouple Type T.

The temperature scale used was based on ITS-90.

Condition of this result of calibration

1. Reference standard instrument:-

Instrument	Serial No.	Cert. No.	Traceable	Due Date
1) Data Acquisition	MY57013711	23LM115	TPA	11 Jul 2024

2. This certificate is valid only to the item calibrated on date and place of calibration.

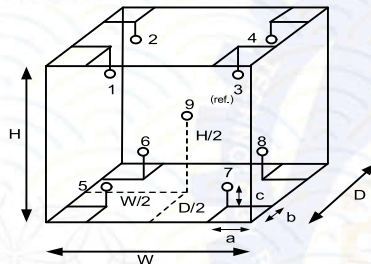
3. This certification is traceable to the International System of Unit.

Remark : TPA : Technology Promotion Association (Thailand - Japan)

Result of Calibration :- (*) Without Adjustment

Function of UUC* : Temperature Source

Fresh air setting : Close



Probe Installation Details : Dimension of Chamber :

a =	5.0	cm	D =	0.40	m
b =	5.0	cm	W =	0.56	m
c =	5.0	cm	H =	0.48	m
Capacity =					0.11 m ³

Environment during calibration		
	Beginning	Finished
Temp. (°C)	27	27
REL.Humid. (%)	57	59
AC Supply (Volt)	222	224

Ref. Std. ID No.: @ Calibration Point		
Position :	(180) °C	(104) °C
1	18-18TC-01	22-18RTD-2/1
2	18-18TC-02	18RTD-2/2
3	18-18TC-03	18RTD-2/3
4	18-18TC-04	18RTD-2/4
5	18-18TC-05	18RTD-2/5
6	18-18TC-06	18RTD-2/6
7	18-18TC-07	18RTD-2/7
8	18-18TC-08	18RTD-2/8
9 (ref.)	18-18TC-09	18RTD-2/9



Equipment : Hot Air Oven

Cert. No.: 24TM633

Condition As-Received : Used Item

Page : 3 of 3

Reference : 2403-0563OC-2

Result of Calibration :- (*) Without Adjustment

Function of UUC* : Temperature Source

Fresh air setting : Close

Calibration Point (°C)	UUC* Setting (°C)	UUC* Reading (°C)	Temperature stability (± °C)	Temperature uniformity (°C)	Overall Variation (°C)	Coverage Factor k
104.0	104.0	104.0	0.18	0.76	1.2	2
180.0	180.0	180.0	0.39	1.3	2.1	2

Calibration Point (°C)	Measured Temperature (°C)									Uncertainty (±°C)
	Position									
	1	2	3	4	5	6	7	8	9 (ref.)	
104.0	104.359	103.787	104.309	103.986	103.887	103.924	103.558	103.988	104.122	0.47
180.0	180.767	179.618	180.576	180.407	180.279	180.368	179.463	180.088	180.363	1.1

Average* : The average of 30 values in each position.

Temperature stability : One-half of the greatest maximum difference of measured temperature at any one sensor.

Temperature uniformity : The maximum difference of measured temperatures at any sensors and the measured temperature at the reference location which are observed at the same time or at as close an observation time as possible to determine the temperature pattern or homogeneity within the chamber under steady-state conditions.

Overall Variation : The Difference of the maximum and minimum measured temperatures throughout observation.

UUC* : Unit Under Calibration

Note : The reported uncertainty of measurement was included stability and excluded uniformity .

The reported uncertainty of measurement was based on a standard uncertainty multiplied by a coverage factor *k*, providing a level of confidence of approximately 95 %.

-o0o-



Certificate of Calibration



Equipment: SPECTROPHOTOMETER
Model: DR6000
Serial No. (or ID.): 1627845 (RYG_EN0037)
Manufacturer: HACH
Condition: In Condition

Certificate No.: C06230441
Issued Date: 19 September 2023
Job No.: WO-00005382
Page: 1 of 3

Customer: ALS Laboratory Group (Thailand) Co.,Ltd. (Rayong Branch)
616/10 Moo 5 T.Maenam Khu,
A.Pluakdaeng, Rayong 21140, Thailand.

Environment Condition: Temperature 23.9 °C ±
Humidity 65.3 %RH ±

Calibration Place: ALS Laboratory Group (Thailand) Co.,Ltd. (Rayong Branch)
616/10 Moo 5 T.Maenam Khu,
A.Pluakdaeng, Rayong 21140, Thailand.

Calibration By: Mr.Nattapat Rungueang
Calibration Date: 18 September 2023
The Method used: In house method, CAL-WI-24, base on ASTM E 275-08 and ASTM E 387-04
Traceability: This certificate is traceable to the CRM maintained by National Institute of Standards and Technology (NIST) through Starna Scientific Limited.

The standard for Wavelength Certificate No. 111583 and 111584
The standard for Photometric Certificate No. 9114984 and 111588
The standard for Stray light Certificate No. 111586 and 111585
The standard for Spectral resolution Certificate No. 111587

This certificate is issued in accordance with the International System of Units (SI) and is traceable to the national or international standard or other recognized national standard laboratories.

The measurement uncertainty stated is the expanded uncertainty which is obtained from the standard uncertainty multiplied by the coverage factor ($k=2$) to provide a level of confidence of approximately 95%. It is determined in accordance with the Guide to Expression of Uncertainty in Measurement (GUM).

These results may be affected by deviations from specified conditions. The results relate only to the items tested, calibrated or sampled. The report shall not be reproduced except in full without approval of DKSH Technology Limited.

บริษัท เทคโนโลยีวิทยาศาสตร์ จำกัด
DKSH Technology Limited
2533 ถนนสุขุมวิท กรุงเทพมหานคร 10260
2533 Sukhumvit Road, Bangkok, Phrakhanong, Bangkok 10260
Phone: +66 2639 7000 Email: info.calibration@dksh.com Website: www.dksh.com/scientific-thailand

Delivering Growth – in Asia and Beyond.

CAL-FM-C06-15: 12 Sep 2022



Certificate No.: C06230441

Page 2 of 3

Calibration Results:

Without Adjustment

Wavelength Accuracy (nm), The spectral bandwidth of Std at 2 nm and UUC at 2 nm

Standard Wavelength	Unit Under Calibration	Correction	Uncertainty
418.61	418.3	0.31	0.13
536.66	536.6	0.06	0.13
637.98	638.3	-0.32	0.13
748.48	748.7	-0.22	0.13
807.03	807.4	-0.37	0.13

Photometric Accuracy (Absorbance)

Wavelength	Standard absorbance	Unit Under Calibration	Correction	Uncertainty
420 nm	0.0000	0.000	0.0000	0.0045
	0.2930	0.289	0.0040	0.0045
	0.5168	0.519	-0.0022	0.0045
	1.0298	1.029	0.0008	0.0045
440 nm	0.0000	0.000	0.0000	0.0045
	0.2867	0.283	0.0037	0.0045
	0.5073	0.509	-0.0017	0.0045
	1.0083	1.007	0.0013	0.0045
465 nm	0.0000	0.000	0.0000	0.0045
	0.2516	0.250	0.0016	0.0045
	0.4595	0.462	-0.0025	0.0045
	0.9334	0.933	0.0004	0.0045
546.1 nm	0.0000	0.000	0.0000	0.0045
	0.2461	0.245	0.0011	0.0045
	0.4652	0.466	-0.0008	0.0045
	0.9468	0.946	0.0008	0.0045
590 nm	0.0000	0.000	0.0000	0.0045
	0.2594	0.259	0.0004	0.0045
	0.5040	0.505	-0.0010	0.0045
	1.0032	1.002	0.0012	0.0045
635 nm	0.0000	0.000	0.0000	0.0045
	0.2579	0.257	0.0009	0.0045
	0.4971	0.497	0.0001	0.0045
	0.9720	0.971	0.0010	0.0045

บริษัท เทคโนโลยีวิทยาศาสตร์ จำกัด
DKSH Technology Limited
2533 ถนนสุขุมวิท กรุงเทพมหานคร 10260
2533 Sukhumvit Road, Bangkok, Phrakhanong, Bangkok 10260
Phone: +66 2639 7000 Email: info.calibration@dksh.com Website: www.dksh.com/scientific-thailand

Delivering Growth – in Asia and Beyond.

CAL-FM-C06-15: 12 Sep 2022

Calibration Results:

Without Adjustment

Photometric Accuracy (Absorbance)				
Wavelength	Standard absorbance	Unit Under Calibration	Correction	Uncertainty
235 nm	0.0000	0.000	0.0000	0.0080
	0.7355	0.737	-0.0015	0.0080
257 nm	0.0000	0.000	0.0000	0.0080
	0.8574	0.857	0.0004	0.0080
313 nm	0.0000	0.000	0.0000	0.0080
	0.2864	0.290	-0.0036	0.0080
350 nm	0.0000	0.000	0.0000	0.0080
	0.6374	0.637	0.0004	0.0080
Stray light *				
Standard: cut-off	UUC: Wavelength (nm)	UUC: Transmission (%T)	Absorbance (A)	
260.62 +/- 0.11 nm	260.6	1.3	1.886	
391.44 +/- 0.11 nm	391.4	1.3	1.886	
Spectral Resolution *				
Nominal Concentration 0.02 % v/v	Peak	Trough	Ratio	SBW
Standard Wavelength (nm)	268.66	266.69	1.38	2.00
UUC: Wavelength (nm)	268.2	266.1		
Std Absorbance (A)	0.4566	0.2780		
Absorbance (A)	0.413	0.300		

* Calibration Marked " Not TISI Accredited " in this Certificate have been included for completeness.

The End of Certificate

ใบตรวจสอบสภาพเครื่องวัดสิ่งแวดล้อม

เลขที่ใบงาน: WO-00005382

ชนิดเครื่องมือ: SPECTROPHOTOMETER

รุ่น: DR6000

หมายเลขเครื่อง: 1627845

ตรวจสอบ (รับ)		รายการตรวจเช็ค	ตรวจสอบ (ส่ง)		หมายเหตุ
18 Sep 2023			18 Sep 2023		
ปกติ	ไม่ปกติ		ปกติ	ไม่ปกติ	
		General			
<input checked="" type="checkbox"/>	<input type="checkbox"/>	1. ความสมบูรณ์เครื่อง	<input checked="" type="checkbox"/>	<input type="checkbox"/>	
<input checked="" type="checkbox"/>	<input type="checkbox"/>	2. ความสะอาด (ช่องใส่ตัวอย่าง, ภายใน-นอกเครื่อง)	<input checked="" type="checkbox"/>	<input type="checkbox"/>	
<input checked="" type="checkbox"/>	<input type="checkbox"/>	3. สวิทช์ ปิด – เปิด เครื่อง (On-Off Swich)	<input checked="" type="checkbox"/>	<input type="checkbox"/>	
<input checked="" type="checkbox"/>	<input type="checkbox"/>	4. ปุ่มกด (Keypad)	<input checked="" type="checkbox"/>	<input type="checkbox"/>	
<input checked="" type="checkbox"/>	<input type="checkbox"/>	5. หน้าจอ (Display, Screen Contrast)	<input checked="" type="checkbox"/>	<input type="checkbox"/>	
		Spectrophotometer			
<input type="checkbox"/>	<input type="checkbox"/>	6. แรงดันไฟฟ้า (Battery Backup) >= 2.5 VDC	<input type="checkbox"/>	<input type="checkbox"/>	
<input type="checkbox"/>	<input type="checkbox"/>	7. ตัวหมุนเลือกความยาวคลื่น (Wavelength Control)	<input type="checkbox"/>	<input type="checkbox"/>	
<input checked="" type="checkbox"/>	<input type="checkbox"/>	8. ความยาวคลื่น (Wavelength Check)	<input checked="" type="checkbox"/>	<input type="checkbox"/>	*
<input checked="" type="checkbox"/>	<input type="checkbox"/>	9. แหล่งกำเนิดแสง (UV < 3,000 hour)	<input checked="" type="checkbox"/>	<input type="checkbox"/>	9.2 Hours
<input checked="" type="checkbox"/>	<input type="checkbox"/>	10. แหล่งกำเนิดแสง (Visible < 5,000 hour)	<input checked="" type="checkbox"/>	<input type="checkbox"/>	741.5 Hours
<input checked="" type="checkbox"/>	<input type="checkbox"/>	11. ช่องวัดหลายตัวอย่าง (Carousel Module)	<input checked="" type="checkbox"/>	<input type="checkbox"/>	
		pH Meter and Conductivity Meter			
<input type="checkbox"/>	<input type="checkbox"/>	12. อิเล็กโทรด (Electrode and Connection Cable)	<input type="checkbox"/>	<input type="checkbox"/>	
<input type="checkbox"/>	<input type="checkbox"/>	13. ระดับสารละลายใน Electrode (Level KCl)	<input type="checkbox"/>	<input type="checkbox"/>	
<input type="checkbox"/>	<input type="checkbox"/>	14. ฝาปิดกันปลาย Electrode (Dust Protection Hood)	<input type="checkbox"/>	<input type="checkbox"/>	
<input type="checkbox"/>	<input type="checkbox"/>	15. ขาจับอิเล็กโทรด (Stand)	<input type="checkbox"/>	<input type="checkbox"/>	
		Turbidimeter			
<input type="checkbox"/>	<input type="checkbox"/>	16. ค่าความขุ่นที่ต่ำสุด (No Sample)	<input type="checkbox"/>	<input type="checkbox"/>	
<input type="checkbox"/>	<input type="checkbox"/>	17. ระดับการส่องสว่างของแสง (>= 2.5 ไม่นเกิน 3.0)	<input type="checkbox"/>	<input type="checkbox"/>	
		Automatic titrator			
<input type="checkbox"/>	<input type="checkbox"/>	18. สภาพ Piston Burettes	<input type="checkbox"/>	<input type="checkbox"/>	
<input type="checkbox"/>	<input type="checkbox"/>	19. Function Rinsing and Dosing	<input type="checkbox"/>	<input type="checkbox"/>	
<input type="checkbox"/>	<input type="checkbox"/>	20. ระบบท่อสายยางและอุปกรณ์ประกอบ	<input type="checkbox"/>	<input type="checkbox"/>	

เพิ่มเติม/ข้อแนะนำ : *656.1nm=656.1nm

*486.0nm=485.5nm



Metrological Center

SCI ECO Services Company Limited

33/2 Moo 3, T.Banpa, A.Kaengkhoi, Saraburi 18110

Telephone : +66 2 586 5792-4 Fax : +66 2 586 5109

Website : www.scieco.co.th E-Mail : calibrate@scg.co.th

Certificate No. T231670

Page 1 of 5

Certificate of Calibration

Equipment : HEATING BLOCK
Manufacturer : Environmental Express
Model : B300 240
Serial No. : 2017 CODW115
Customer Code : RYG_EN0142
ID No. : T6770A4
Customer : ALS Laboratory Group (Thailand) Co.,Ltd. (Rayong Branch)
616/10 Moo 5 T.Maenam Khu,
A.Pluakdaeng, Rayong 21140
Customer Location : Environment Laboratory
Date of Receipt : 13 September 2023
Calibrated By : Sujjar Naknakred (Site Calibration Manager)
Approved By
Date of Issue
The uncertainties are for a

This Certificate is issued in accordance with the conditions of accreditation granted by the Thai Laboratory Accreditation Scheme which has assessed the measurement capability of the laboratory and its traceability to recognized national standards and to the units of measurement realized at the corresponding national standard laboratory. This certificate may not be reproduced other than in full except with the prior written approval of the Metrological Center.



Metrological Center

SCI ECO Services Company Limited

33/2 Moo 3, T.Banpa, A.Kaengkhoi, Saraburi 18110

Telephone : +66 2 586 5792-4 Fax : +66 2 586 5109

Website : www.scieco.co.th E-Mail : calibrate@scg.co.th

Certificate No. T231670

Page 2 of 5

Calibration Report

Equipment : HEATING BLOCK
Date of Calibration : 19 September 2023
Environment : Temperature : 21.9°C-23.°C
Line Voltage : 226.1-235.3 V
Relative Humidity : 55 - 65 %RH

Condition of this results of calibration :

1. This equipment was calibrated by insert 29 standard thermocouples type T into its chamber , the other one standard thermocouples type T use for ambient temperature measurement . The calibration was done in according to WI-T20.

All data show below were final values and the initial data from customer request . The temperature scale used was based on ITS - 90 .

2. Reference Standard Instrument :

Instrument	Model	Instrument No.	Certificate No.	Due Date
TC	TYPE T	TN221-TN230	T230546	10 April 2024
TC	TYPE T	TN231-TN240	T230546	10 April 2024
TC	TYPE T	TN261-TN270	T230548	10 April 2024
DATA LOGGER	34970A	T149	T230546	10 April 2024

3. This certificate is traceable to :

National Institute of Metrology (Thailand) through Metrological Center (NSC-TISI-TIS 17025 CALIBRATION 0244.)

4. Condition of calibrated item : good

Equipment Description :

Time Constant 1 Hour 18 Minute At 150 °C
Fresh Air Damper ☐ Open ☐ Min ☐ Medium ☐ Max
☐ Close
☒ Not Available

5. Adjustment :

() without adjustment

(X) after adjustment

Metrological Center

SCI ECO Services Company Limited

33/2 Moo 3, T.Banpa, A.Kaengkhoi, Saraburi 18110


Telephone : +66 2 586 5792-4 Fax : +66 2 586 5109

Website : www.scieco.co.th E-Mail : calibrate@scq.co.th

Certificate No. T231670

Page 3 of 5

Calibration Report



FRONT CONTROL

FM-L13 108/30-05-57



Metrological Center

SCI ECO Services Company Limited

33/2 Moo 3, T.Banpa, A.Kaengkhoi, Saraburi 18110

Telephone : +66 2 586 5792-4 Fax : +66 2 586 5109

Website : www.scieco.co.th E-Mail : calibrate@scq.co.th

Certificate No. T231670

Page 4 of 5

Calibration Report

Measurement Results

		Average Standard Reading at each position (°C)							
		Hole1	Hole2	Hole3	Hole4	Hole5	Hole6	Hole7	Hole8
Calibration Point		TN221	TN222	TN223	TN224	TN225	TN226	TN227	TN228
CAL POINT	Max	149.65	150.05	149.35	150.43	149.29	149.33	149.62	149.48
150	Min	149.44	149.84	149.14	150.22	149.06	149.04	149.36	149.21
	Average	149.55	149.94	149.25	150.32	149.18	149.19	149.49	149.35
150		Hole9	Hole10	Hole11	Hole12	Hole13	Hole14	Hole15	Hole16
		TN229	TN230	TN231	TN232	TN233	TN234	TN235	TN236
	Max	149.46	150.08	150.08	149.90	149.42	150.34	149.47	149.37
	Min	149.22	149.85	149.88	149.68	149.22	150.10	149.24	149.11
	Average	149.34	149.96	149.98	149.79	149.32	150.22	149.35	149.24
150		Hole17	Hole18	Hole19	Hole20	Hole21	Hole22	Hole23	Hole24
		TN238	TN239	TN240	TN261	TN262	TN263	TN264	TN265
	Max	150.84	150.49	149.98	149.28	150.17	150.17	149.30	149.28
	Min	150.61	150.30	149.79	149.10	149.89	149.89	149.07	149.01
	Average	150.72	150.40	149.88	149.19	150.03	150.03	149.18	149.14
150		Hole25	Hole26	Hole27	Hole28	Hole29	Hole30	Hole31	Hole32
		TN266	TN267	TN268	TN269	TN270	TN221	TN222	TN223
	Max	150.79	149.49	149.90	150.00	149.90	150.44	150.92	150.55
	Min	150.52	149.24	149.67	149.73	149.60	150.23	150.73	150.36
	Average	150.66	149.36	149.79	149.86	149.75	150.34	150.82	150.45



Metrological Center

SCI ECO Services Company Limited

33/2 Moo 3, T.Banpa, A.Kaengkhoi, Saraburi 18110

Telephone : +66 2 586 5792-4 Fax : +66 2 586 5109

Website : www.scieco.co.th E-Mail : calibrate@scg.co.th

Certificate No. T231670

Page 5 of 5

Calibration Report

Measurement Results

		Average Standard Reading at each position (°C)							
		Hole33	Hole34	Hole35	Hole36	Hole37	Hole38	Hole39	Hole40
Calibration Point		TN224	TN225	TN226	TN267	TN228	TN229	TN230	TN231
CAL POINT	Max	150.20	150.35	149.13	150.04	150.45	149.74	150.37	149.58
	Min	150.22	148.94	148.94	149.85	150.28	149.59	150.24	149.32
	Average	150.21	149.65	149.04	149.94	150.36	149.67	150.31	149.45
		Hole41	Hole42	Hole43	Hole44	Hole45	Hole46	Hole47	Hole48
		TN232	TN233	TN234	TN235	TN236	TN238	TN239	TN240
	Max	149.43	149.91	150.74	150.55	150.45	151.17	150.84	149.59
	Min	149.25	149.70	150.54	150.39	150.29	151.01	150.70	149.45
	Average	149.34	149.80	150.64	150.47	150.37	151.09	150.77	149.52
		Hole49	Hole50	Hole51	Hole52	Hole53	Hole54	Hole55	Hole56
		TN261	TN262	TN263	TN264	TN265	TN266	TN267	TN268
	Max	149.38	150.01	151.00	150.99	150.00	151.04	150.46	149.27
	Min	149.22	149.83	150.85	150.79	149.84	150.89	150.30	149.13
	Average	149.30	149.92	150.93	150.89	149.92	150.97	150.38	149.20

HEATING BLOCK			Temperature Distribution	
Setting (°C)	Reading (°C)		Stability (± °C)	Uncertainty (± °C)
	Min , Max	Average		
150.0	149.9 , 150.1	150.0	0.16	0.97

* The quoted uncertainty exclude " uniformity "

The calibration result apply only the above calibrated item.

The result of test was found accurate as shown on date and place of test only.

The reported expanded uncertainty is based on a standard uncertainty multiplied by a coverage factor (k=2) to provide a level of confidence of approximately 95 %.

a level of confidence of approximately 95 %.

Sartorius (Thailand) Co., Ltd.
129 Rama 9 Road, Huaykwang, Huaykwang, Bangkok 10310
Tel: +66 2643 8361-8 , e-mail: service.thailand@sartorius.com



SARTORIUS

NSC-TISI-TIS 17025
CALIBRATION 0426

Certificate

of Calibration

REVIEW BY Manitole
APPROVED BY D. D.
NEXT CAL. DATE 22/02/2025

Model Number : MCE224S-2S00-U

Description : Analytical Balance

Serial Number : 0038101399

ID No. : RYG_EN0163

Manufacturer : Sartorius

Certificate No. : 24BCI0070

Issued Date : Friday, February 23, 2024

Reference No. : 229196

Page No. : 1 of 2

Customer Name : ALS Laboratory Group (Thailand) Co., Ltd. (Rayong Branch)

616/10 Moo 5 T.Maenam Khu, A.Pluk Daeng, Rayong 21140, Thailand.

Calibrated Place : ALS Laboratory Group (Thailand) Co., Ltd. (Balance Room)

616/10 Moo 5 T.Maenam Khu, A.Pluk Daeng, Rayong 21140, Thailand.

Calibrated By : Mr.Chonchai Inthana

Calibration Date : Thursday, February 22, 2024

Calibration

Procedure No. : This calibration was conducted by

Using in-house calibration procedure number (WI-003)

Based on UKAS LAB 14 : 2019

Metrological data :

Capacity : 220 g Readability : 0.0001 g

Ambients Conditions:

Temperature : 24.0 °C ± 5.0 °C

Humidity : 58.0 % RH ± 10.0 % RH

Pressure : ±

Reasons for calibration

☐ New Installation ☐ Service / Repaired ☒ Re-calibration/ Maintenance

Equipment Condition: ☒ Good Operate ☐ Fair

Measurement Method UKAS Publication Ref :Lab 14

The measurement uncertainty stated is the expanded uncertainty which is obtained from the standard uncertainty multiplied by the coverage factor (k=2) to provide a level of confidence of approximately 95%. It is determined in accordance with the Guide to Expression of Uncertainty in Measurement (GUM). The calibration certificate documents the traceability to National Standards, which realise the unit of measurement according to the International Standard System of Units (SI). Report of Tolerance came form list of Sartorius Metrological Specifications.

Traceability:

Model Number	Description	Traceability	Certificate No.	Due Date
YCS011-522-00	Sartorius weight set 1mg - 5000g E2,YCS011-522-00	TCS	M2308197S	23-Aug-2025
MHB-382SD	Humidity/Barometer/Temp Lutron MHB-382SD	DKSH	C19231845	23-Aug-2024

This certificate relate and apply this equipment only.

This certificate may not be reproduced other than in full except with the prior written approval of the Verification Operation Division Sartorius (Thailand) Co., Ltd.

SOP FM 33 03 February 2022



Sartorius (Thailand) Co., Ltd.

129 Rama 9 Road, Huaykwang, Huaykwang, Bangkok 10310

Tel: +66 2643 8361-6 Fax: +66 2643-8367, e-mail: service.thailand@sartorius.com

SARTORIUS

Certificate of Calibration

Model Number : MCE224S-2S00-U

Description : Analytical Balance

Serial Number : 0038101399

ID No. : RYG_EN0163

Manufacturer : Sartorius

Certificate No. : 24BCI0070

Issued Date : Friday, February 23, 2024

Reference No. : 229196

Page No. : 2 of 2

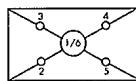
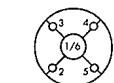
Calibration Results : Without Adjustment**Repeatability**

The reproducibility is the ability of a weighing instrument to display nearly identical readouts under constant test conditions when the same load within a measurement series is placed repeatedly on the weighing pan in the same manner. The standard deviation is used to express reproducibility quantitatively.

Nominal Value : (Low Load)	19.9999	199.9999
20 g	20.0000	200.0000
Tolerance	19.9999	199.9999
0.0001 g	20.0000	200.0000
	20.0000	199.9999
Nominal Value : (High Load)	20.0000	200.0000
200 g	20.0000	200.0000
Tolerance	20.0000	200.0000
0.0001 g	19.9999	200.0000
	20.0000	199.9999
Standard Deviation	0.00005	0.00005

Eccentricity (Off-center loading error)

The off-center loading error is yielded by the difference between the readout of the load, i.e. 1/3 or 1/4 of maximum capacity, placed in the middle of the weighing pan and between each of four additional measurement points (positions defined according to OIML R76).

Nominal value : 100 g
Tolerance 0.0004 g

	Difference
1	—
2	0.0001
3	0.0001
4	-0.0001
5	0.0000
6	-

Linearity

The linearity, also called linearity error. Describes the deviation of the characteristic curve of a weighing instrument from the linear slope.

Tolerance 0.0002 g

Nominal Value	Conventional Mass Value	Displayed Value	Deviation	Uncertainty
(g)	(g)	(g)	(g)	(g)
0.01	0.0100	0.0100	0.0000	0.00013
0.1	0.1000	0.1000	0.0000	0.00013
0.5	0.5000	0.5000	0.0000	0.00014
1	1.0000	1.0000	0.0000	0.00014
5	5.0000	5.0000	0.0000	0.00014
10	10.0000	10.0000	0.0000	0.00014
20	20.0000	20.0000	0.0000	0.00014
50	50.0000	50.0001	0.0001	0.00024
100	100.0000	100.0000	0.0000	0.00018
200	200.0000	199.9999	-0.0001	0.00029

End of Report.

SOP FM 33 03 February 2022

**Certificate of Calibration**

Equipment: SPECTROPHOTOMETER

Model: DR3900

Serial No. (or ID.): 2021761 (RYG_EN0179)

Manufacturer: HACH

Condition: In Condition

Certificate No.: C06230442

Issued Date: 22 September 2023

Job No.: WO-00005382

Page: 1 of 3

Customer: ALS Laboratory Group (Thailand) Co.,Ltd. (Rayong Branch)

616/10 Moo 5 T.Maenam Khu,

A.Pluakdaeng, Rayong 21140, Thailand.

REVIEW BY *M. Baner*APPROVED BY *D. Baner*NEXT CAL. DATE 18/3/25
%RHEnvironment Condition: Temperature 24.1 °C ± 0.1 °C
Humidity 61.6 %RH ± 1.8 %RH

Calibration Place: ALS Laboratory Group (Thailand) Co.,Ltd. (Rayong Branch) (Wet Chemistry)

616/10 Moo 5 T.Maenam Khu,

A.Pluakdaeng, Rayong 21140, Thailand.

Calibration By: Mr.Nattapat Rungueang

Calibration Date: 18 September 2023

The Method used: In house method, CAL-WI-24, base on ASTM E 275-08 and ASTM E 387-04

Traceability: This certificate is traceable to the CRM maintained by National Institute of Standards and Technology (NIST) through Starna Scientific Limited.

The standard for Wavelength Certificate No. 111583 and 111584

The standard for Photometric Certificate No. 9114984

The standard for Stray light Certificate No. 111585

This certificate is issued the units of measurement according to the International System of Units (SI). It provides traceability of measurement to international or national standard or other recognized national standard laboratories.

The measurement uncertainty stated is the expanded uncertainty which is obtained from the standard uncertainty multiplied by the coverage factor (k=2) to provide a level of confidence of approximately 95%. It is determined in accordance with the Guide to Expression of Uncertainty in Measurement (GUM).

These results may be affected by deviations from specified conditions. The results relate only to the items tested, calibrated or sampled. The report shall not be reproduced except in full without approval of DKSH Technology Limited.

บริษัท ดีเคเอสไทย เทคโนโลยี จำกัด
DKSH Technology Limited
2533 ถนนสุขุมวิท แขวงบางจาก เขตพระโขนง กรุงเทพมหานคร 10260
2533 Sukhumvit Road, Bangchak, Phrakhanong, Bangkok 10260
Phone: +66 2639 7000 Email: info.calibration@dksh.com Website: www.dksh.com/scientific-thailand

Delivering Growth - In Asia and Beyond.

CAL-FM-C06-15: 12 Sep 2022

Calibration Results:

Without Adjustment

Wavelength Accuracy (nm), The spectral bandwidth of Std at 5 nm and UUC at 5 nm

Standard Wavelength	Unit Under Calibration	Correction	Uncertainty
418.40	418	0.40	0.59
537.00	536	1.00	0.59
638.00	638	0.00	0.59
747.61	748	-0.39	0.59
807.04	807	0.04	0.59

Photometric Accuracy (Absorbance)

Wavelength	Standard absorbance	Unit Under Calibration	Correction	Uncertainty
420 nm	0.0000	0.000	0.0000	0.0045
	0.2930	0.289	0.0040	0.0045
	0.5168	0.517	-0.0002	0.0045
	1.0298	1.026	0.0038	0.0045
440 nm	0.0000	0.000	0.0000	0.0045
	0.2867	0.281	0.0057	0.0045
	0.5073	0.506	0.0013	0.0045
	1.0083	1.003	0.0053	0.0045
465 nm	0.0000	0.000	0.0000	0.0045
	0.2516	0.249	0.0026	0.0045
	0.4595	0.461	-0.0015	0.0045
	0.9334	0.933	0.0004	0.0045
546.1 nm	0.0000	0.000	0.0000	0.0045
	0.2461	0.244	0.0021	0.0045
	0.4652	0.466	-0.0008	0.0045
	0.9468	0.945	0.0018	0.0045
590 nm	0.0000	0.000	0.0000	0.0045
	0.2594	0.257	0.0024	0.0045
	0.5040	0.504	0.0000	0.0045
	1.0032	1.000	0.0032	0.0045
635 nm	0.0000	0.000	0.0000	0.0045
	0.2579	0.256	0.0019	0.0045
	0.4971	0.497	0.0001	0.0045
	0.9720	0.970	0.0020	0.0045

Calibration Results:

Without Adjustment

Stray light *

Standard: cut-off	UUC: Wavelength (nm)	UUC: Transmission (%T)	Absorbance (A)
391.44 +/- 0.11 nm	391	3.6	1.444

* Calibration Marked " Not TISI Accredited " in this Certificate have been included for completeness.

The End of Certificate

ใบตรวจสอบสภาพเครื่องวัดสิ่งแวดล้อม

เลขที่ใบงาน: WO-00005382

ชนิดเครื่องมือ: SPECTROPHOTOMETER

รุ่น: DR3900

หมายเลขเครื่อง: 2021761

ตรวจสอบ (รับ)		รายการตรวจเช็ค	ตรวจสอบ (ส่ง)		หมายเหตุ
18 Sep 2023			18 Sep 2023		
ปกติ	ไม่ปกติ		ปกติ	ไม่ปกติ	
		General			
<input checked="" type="checkbox"/>	<input type="checkbox"/>	1. ความสมบูรณ์เครื่อง	<input checked="" type="checkbox"/>	<input type="checkbox"/>	
<input checked="" type="checkbox"/>	<input type="checkbox"/>	2. ความสะอาด (ช่องใส่ตัวอย่าง, ภายใน-นอกเครื่อง)	<input checked="" type="checkbox"/>	<input type="checkbox"/>	
<input checked="" type="checkbox"/>	<input type="checkbox"/>	3. สวิทช์ ปิด – เปิด เครื่อง (On-Off Swich)	<input checked="" type="checkbox"/>	<input type="checkbox"/>	
<input checked="" type="checkbox"/>	<input type="checkbox"/>	4. ปุ่มกด (Keypad)	<input checked="" type="checkbox"/>	<input type="checkbox"/>	
<input checked="" type="checkbox"/>	<input type="checkbox"/>	5. หน้าจอ (Display, Screen Contrast)	<input checked="" type="checkbox"/>	<input type="checkbox"/>	
		Spectrophotometer			
<input type="checkbox"/>	<input type="checkbox"/>	6. แรงดันไฟฟ้า (Battery Backup) >= 2.5 VDC	<input type="checkbox"/>	<input type="checkbox"/>	
<input type="checkbox"/>	<input type="checkbox"/>	7. ตัวหมุนเลือกความยาวคลื่น (Wavelength Control)	<input type="checkbox"/>	<input type="checkbox"/>	
<input checked="" type="checkbox"/>	<input type="checkbox"/>	8. ความยาวคลื่น (Wavelength Check)	<input checked="" type="checkbox"/>	<input type="checkbox"/>	807nm=807.3nm
<input type="checkbox"/>	<input type="checkbox"/>	9. แหล่งกำเนิดแสง (UV < 3,000 hour)	<input type="checkbox"/>	<input type="checkbox"/>	
<input checked="" type="checkbox"/>	<input type="checkbox"/>	10. แหล่งกำเนิดแสง (Visible < 5,000 hour)	<input checked="" type="checkbox"/>	<input type="checkbox"/>	
<input type="checkbox"/>	<input type="checkbox"/>	11. ช่องวัดหลายตัวอย่าง (Carousel Module)	<input type="checkbox"/>	<input type="checkbox"/>	
		pH Meter and Conductivity Meter			
<input type="checkbox"/>	<input type="checkbox"/>	12. อิเล็กโทรด (Electrode and Connection Cable)	<input type="checkbox"/>	<input type="checkbox"/>	
<input type="checkbox"/>	<input type="checkbox"/>	13. ระดับสารละลายใน Electrode (Level KCl)	<input type="checkbox"/>	<input type="checkbox"/>	
<input type="checkbox"/>	<input type="checkbox"/>	14. ฝาปิดกันปลาย Electrode (Dust Protection Hood)	<input type="checkbox"/>	<input type="checkbox"/>	
<input type="checkbox"/>	<input type="checkbox"/>	15. ขาจับอิเล็กโทรด (Stand)	<input type="checkbox"/>	<input type="checkbox"/>	
		Turbidimeter			
<input type="checkbox"/>	<input type="checkbox"/>	16. ค่าความขุ่นที่ต่ำสุด (No Sample)	<input type="checkbox"/>	<input type="checkbox"/>	
<input type="checkbox"/>	<input type="checkbox"/>	17. ระดับการส่องสว่างของแสง (>= 2.5 ไม่นเกิน 3.0)	<input type="checkbox"/>	<input type="checkbox"/>	
		Automatic titrator			
<input type="checkbox"/>	<input type="checkbox"/>	18. สภาพ Piston Burettes	<input type="checkbox"/>	<input type="checkbox"/>	
<input type="checkbox"/>	<input type="checkbox"/>	19. Function Rinsing and Dosing	<input type="checkbox"/>	<input type="checkbox"/>	
<input type="checkbox"/>	<input type="checkbox"/>	20. ระบบท่อสายยางและอุปกรณ์ประกอบ	<input type="checkbox"/>	<input type="checkbox"/>	

เพิ่มเติม/ข้อแนะนำ :

คุณภาพอากาศในการทำงาน



บริษัท เอส.พี.เอส. คอนซัลติ้ง เซอร์วิส จำกัด
S.P.S. CONSULTING SERVICE CO., LTD.
7 ซอยพหลโยธิน 24 ถนนพหลโยธิน แขวงจตุจักร เขตจตุจักร กรุงเทพฯ 10900
7 Soi Phaholyothin 24, Phaholyothin Rd., Jompol, Chatuchak, Bangkok 10900
Tel : (662) 939-4370-72, Fax : (662) 513-4221, E-mail : sale@spscon.com, www.spscon.com

Personal Pump Calibration Report

Calibration Method : Dry Cal Primary Flowmeter

Model : Defender 510-H

S/N : 136164

Environmental Conditions

Temperature : 25 °C
Pressure : 1010 ± 15 mmbar

Personal Pump Data				Calibration Data									
No.	Brand	Model	Serial No.	Date	Flow Rate (ml/min)						Value From Calibration Curve		
					Setting			Actual (Q std.)			y		
					1	2	3	1	2	3			
R01	SKC	224-PCXR4	602467	04/04/2024	1,000	1,500	2,000	994	1,506	2,006	1.009x - 15.012	1.000	
R02	SKC	224-PCXR4	626450	04/04/2024	1,000	2,000	3,000	999	1,497	1,989	0.988x + 13.944	1.000	
R03	SKC	224-PCXR4	691592	09/04/2024	1,000	1,500	2,000	1,006	1,498	2,005	1.011x - 20.963	0.999	
R04	SKC	224-PCXR4	691672	02/04/2024	1,000	1,500	2,000	998	1,491	1,995	0.996x + 0.630	1.000	
R05	SKC	224-PCXR4	798470	04/04/2024	1,000	1,500	2,000	995	1,508	1,998	1.010x - 23.496	0.999	
R06	SKC	224-PCXR4	798456	05/04/2024	1,000	1,500	2,000	998	1,500	1,997	1.001x - 5.085	1.000	
R07	SKC	224-PCXR4	798480	02/04/2024	1,000	1,500	2,000	996	1,491	2,002	1.009x - 17.230	1.000	
R08	SKC	224-PCXR4	883215	04/04/2024	1,000	1,500	2,000	1,010	1,502	2,007	1.001x + 0.255	1.000	
R09	SKC	224-PCXR4	034650	05/04/2024	1,000	1,500	2,000	994	1,503	2,003	1.017x - 34.105	0.999	
R10	SKC	224-PCXR4	091765	05/04/2024	1,000	1,500	2,000	998	1,497	1,996	1.001x - 3.929	1.000	
R11	SKC	224-PCXR4	091763	05/04/2024	1,000	1,500	2,000	1,001	1,501	2,001	1.010x - 21.251	0.999	
R12	SKC	224-PCXR4	091568	04/04/2024	1,000	1,500	2,000	997	1,500	2,002	1.004x - 9.014	1.000	
R13	SKC	224-PCXR4	091638	08/04/2024	1,000	1,500	2,000	1,003	1,503	1,993	0.990x + 13.944	1.000	
R14	SKC	224-PCXR4	091764	09/04/2024	1,000	1,500	2,000	995	1,501	1,998	1.013x - 27.899	0.999	
R15	SKC	224-PCXR8	529457	04/04/2024	1,000	1,500	2,000	1,002	1,501	2,003	1.005x - 8.870	1.000	
R16	SKC	224-PCXR8	529643	08/04/2024	1,000	1,500	2,000	999	1,497	1,995	1.000x - 4.367	1.000	
R17	SKC	224-PCXR8	529645	04/04/2024	1,000	1,500	2,000	997	1,507	2,003	1.012x - 23.233	0.999	
R18	SKC	224-PCXR8	566756	08/04/2024	1,000	1,500	2,000	992	1,499	1,999	1.002x - 7.159	1.000	
R19	SKC	224-PCXR8	566802	04/04/2024	1,000	1,500	2,000	1,002	1,497	2,002	1.011x - 21.211	0.999	
R20	SKC	224-PCXR8	529089	08/04/2024	1,000	1,500	2,000	994	1,501	2,004	1.013x - 24.274	1.000	
R21	SKC	224-PCXR8	665728	04/04/2024	1,000	1,500	2,000	1,000	1,496	1,998	0.999x - 1.264	1.000	
R22	SKC	224-PCXR8	707444	04/04/2024	1,000	1,500	2,000	1,001	1,501	2,004	1.006x - 10.948	1.000	
R23	SKC	224-PCXR8	761067	04/04/2024	1,000	1,500	2,000	997	1,493	1,992	0.994x + 2.840	1.000	
R24	SKC	224-PCXR8	707893	02/04/2024	1,000	1,500	2,000	997	1,507	1,998	1.006x - 14.466	0.999	
R25	SKC	224-PCXR8	761052	09/04/2024	1,000	1,500	2,000	1,009	1,494	1,996	0.987x + 17.592	1.000	
R26	SKC	224-PCXR8	707956	08/04/2024	1,000	1,500	2,000	1,003	1,500	2,004	1.009x - 15.934	0.999	
R27	SKC	224-PCXR8	707398	09/04/2024	1,000	1,500	2,000	995	1,502	2,003	1.008x - 17.956	1.000	
R28	SKC	224-PCXR8	707481	09/04/2024	1,000	1,500	2,000	1,003	1,500	2,003	1.012x - 22.471	0.999	
R29	SKC	224-PCXR8	707402	08/04/2024	1,000	1,500	2,000	1,005	1,495	1,992	0.987x + 16.057	1.000	
R30	SKC	224-PCXR8	093811	09/04/2024	1,000	1,500	2,000	999	1,494	1,995	0.997x + 0.921	1.000	
R31	SKC	224-PCXR8	093183	04/04/2024	1,000	1,500	2,000	1,002	1,504	2,001	1.001x - 1.723	1.000	
R32	SKC	224-PCXR8	671950	09/04/2024	1,000	1,500	2,000	999	1,502	1,996	0.997x + 3.418	1.000	
R33	SKC	224-PCXR4	626254	04/04/2024	1,000	1,500	2,000	996	1,499	2,001	1.010x - 22.367	0.999	
R34	SKC	224-PCXR4	626131	04/04/2024	1,000	1,500	2,000	1,000	1,501	2,005	1.008x - 14.071	1.000	
R35	SKC	224-PCXR8	707460	08/04/2024	1,000	1,500	2,000	996	1,496	1,996	0.997x + 1.671	1.000	
R36	SKC	224-PCXR8	707446	02/04/2024	1,000	1,500	2,000	1,002	1,499	2,000	1.010x - 20.385	0.999	
R37	SKC	224-PCXR8	707432	04/04/2024	1,000	1,500	2,000	998	1,497	1,999	0.997x + 1.683	1.000	
R38	SKC	224-PCXR8	707349	04/04/2024	1,000	1,500	2,000	999	1,499	2,000	1.000x - 3.701	1.000	
R39	SKC	224-PCXR8	761095	09/04/2024	1,000	1,500	2,000	1,002	1,496	1,993	0.996x + 2.987	1.000	

Calibrated by :



บริษัท เอส.พี.เอส. คอนซัลติ้ง เซอร์วิส จำกัด
S.P.S. CONSULTING SERVICE CO., LTD.
7 ซอยพหลโยธิน 24 ถนนพหลโยธิน แขวงจตุจักร เขตจตุจักร กรุงเทพฯ 10900
7 Soi Phaholyothin 24, Phaholyothin Rd., Jompol, Chatuchak, Bangkok 10900
Tel : (662) 939-4370-72, Fax : (662) 513-4221, E-mail : sale@spscon.com, www.spscon.com

Rotameter Calibration Report (For Personal Pump High Flow Adjust)

Calibration Method : Dry Cal Primary Flowmeter

Model : Defender 510-H

S/N : 136164

Calibration Data

Rotameter Data			Calibration Data								
No.	Brand	Model	Date	Flow Rate (ml/min)						Value From Calibration Curve	
				Flow Rate (Reading)			Actual (Q std.)				
				1	2	3	1	2	3	y	R ²
H-R01	Dwyer	VFB-65	02/04/2024	500	1,000	2,000	502.7	995.4	1981.1	0.999x - 2.801	0.999
H-R02	Dwyer	VFB-65	04/04/2024	500	1,000	2,000	501.2	1000.7	1990.7	1.000x - 1.869	1.000
H-R03	Dwyer	VFB-65	09/04/2024	500	1,000	2,000	502.1	993.7	1998.1	0.992x + 5.811	1.000
H-R04	Dwyer	VFB-65	08/04/2024	500	1,000	2,000	497.2	993.8	2015.1	1.006x - 10.146	1.000
H-R05	Dwyer	VFB-65	05/04/2024	500	1,000	2,000	500.1	995.3	1991.1	1.001x - 3.418	1.000
H-R06	Dwyer	VFB-65	05/04/2024	500	1,000	2,000	503.6	996.6	1984.2	1.000x - 2.517	0.999

Calibrated by :



บริษัท เอส.พี.เอส. คอนซัลติ้ง เซอร์วิส จำกัด
S.P.S. CONSULTING SERVICE CO., LTD.
7 ซอยพหลโยธิน 24 ถนนพหลโยธิน แขวงจตุจักร เขตจตุจักร กรุงเทพฯ 10900
7 Soi Phaholyothin 24, Phaholyothin Rd., Jompol, Chatuchak, Bangkok 10900
Tel : (662) 939-4370-72, Fax : (662) 513-4221, E-mail : sale@spcon.com., www.spcon.com

Rotameter Calibration Report (For Personal Pump Low Flow Adjust)

Calibration Method : Dry Cal Primary Flowmeter

Model : Defender 510-H

S/N : 136164

Calibration Data

Rotameter Data			Calibration Data								
No.	Brand	Model	Date	Flow Rate (ml/min)						Value From Calibration Curve	
				Flow Rate (Reading)			Actual (Q std.)				
				1	2	3	1	2	3	y	R ²
L-R01	Dwyer	VFA-21	02/04/2024	50	100	200	50.3	101.4	203.9	0.983x + 2.931	1.000
L-R02	Dwyer	VFA-21	04/04/2024	50	100	200	50.4	101.6	201.0	1.005x - 0.238	0.999
L-R03	Dwyer	VFA-21	09/04/2024	50	100	200	49.7	100.6	202.7	1.014x - 0.648	1.000
L-R04	Dwyer	VFA-21	08/04/2024	50	100	200	50.6	101.3	200.8	1.005x - 0.238	0.999
L-R05	Dwyer	VFA-21	08/04/2024	50	100	200	50.9	101.5	201.8	0.992x + 1.933	1.000
L-R06	Dwyer	VFA-21	05/04/2024	50	100	200	50.6	99.8	201.9	1.002x + 0.409	1.000

Calibrated



QUALITY CALIBRATION CO.,LTD.
235 Petchkasem 63/2 Road, Laksong, Bangkae, Bangkok 10160
Tel (662) 421-5402, (662) 444-0152-3, Fax (662) 809-4584
www.qcalibration.com



CERTIFICATE No : 24M2227
REFERENCE No : 72448-1

PAGE : 1 OF 2

Certificate of Calibration

EQUIPMENT : DIGITAL BALANCE
MANUFACTURER : METTLER TOLEDO
MODEL : XS105DU
SERIAL No : 1126422905
ID No : BA05/50
CONDITION AS RECEIVED : USED ITEM
SUBMITTED BY : S.P.S. CONSULTING SERVICE CO., LTD.
7 SOI PHAHOLYOTHIN 24, PHAHOLYOTHIN RD.,
JOMPOL, CHATUCHAK, BANGKOK 10900

CALIBRATED BY : ATSAWIN Y.

CALIBRATION DATE : 08-Mar-24

APPROVED BY :

ISSUED DATE : 14-Mar-24

RECEIVED DATE : 08-Mar-24

THIS CERTIFICATE MAY NOT BE REPRODUCED OTHER THAN IN FULL EXCEPT WITH THE PRIOR WRITTEN APPROVAL OF
QUALITY CALIBRATION CO., LTD.

**QUALITY CALIBRATION CO.,LTD.**

235 Petchkasem 63/2 Road, Laksong, Bangkae, Bangkok 10160

Tel (662) 421-5402, (662) 444-0152-3, Fax (662) 809-4584

www.qcalibration.com

CERTIFICATE No : 24M2227

PAGE : 2 OF 2

Calibration Report

EQUIPMENT : DIGITAL BALANCE MODEL : XS105DU
MANUFACTURER : METTLER TOLEDO S/N : 1126422905
ID No : BA05/50 RECEIVED DATE : 08-Mar-24
AIR PRESSURE : 1010mbar \pm 1mbar CALIBRATION DATE : 08-Mar-24
AMBIENT TEMPERATURE : 25° C \pm 1° C RELATIVE HUMIDITY : 53 %RH \pm 10 % RH

CONDITION OF THIS RESULTS OF CALIBRATION

1. THIS INSTRUMENT WAS CALIBRATED BY ACCORDING TO UKAS LAB 14 EDITION 6:2019 BY USING KNOWN WEIGHT STANDARD WEIGHT. THE BALANCE WAS NOT ADJUSTED BEFORE CALIBRATION. THE BALANCE HAS NO ZERO TRACKING FUNCTION. REPEATABILITY WAS MEASURED BY USING 10 REPEATED MEASUREMENTS. LINEARITY WAS MEASURED COVERING 10 POINTS, EVENLY SPREAD OVER THE RANGE. THE INSTRUMENT WAS SET ZERO BEFORE PERFORMING THE LINEARITY TEST. OFF-CENTER LOADING WAS MEASURED BY USING STANDARD WEIGHTS PLACED ON THE PAN AND MOVED TO VARIOUS POSITIONS ON THE PAN.

2. REFERENCE STANDARD INSTRUMENTS :-

	<u>INSTRUMENT</u>	<u>MODEL</u>	<u>SERIAL No</u>	<u>CERTIFICATE No</u>	<u>DUE DATE</u>
1) STANDARD WEIGHT SET	E2		QK-I-151	M2302013S	02-Feb-25
2) STANDARD WEIGHT	E2		15843	M2302014S	02-Feb-25

3. THE CERTIFICATE IS VALID FOR THE ITEM CALIBRATED AS SHOWN ON THE DATE AND PLACE OF CALIBRATION ONLY.

4. THIS RESULT EXCLUDE LONG TERM STABILITY OF THE UNIT UNDER CALIBRATION.

5. THIS CERTIFICATE IS TRACEABLE TO THE INTERNATIONAL SYSTEM OF UNIT MAINTAINED AT:-

- NATIONAL INSTITUTE OF METROLOGY (THAILAND) THROUGH CENTRAL BUREAU OF WEIGHTS&MEASURES

RESULT OF CALIBRATION :- WITHOUT ADJUSTMENT

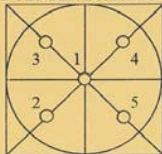
1. ZERO SETTING FUNCTION : NORMAL

2. TARE FUNCTION : NORMAL

3. REPEATABILITY OF READING AT 200 g WAS 0.000055 g

4. DEPARTURE FROM NOMINAL VALUE/ LINEARITY

NOMINAL VALUE (g)	BALANCE READING (g)	CORRECTION (g)	UNCERTAINTY (\pm g)
0.00	0.00000	0.00000	0.000065
0.02	0.02001	-0.00001	0.000065
0.10	0.10002	-0.00002	0.000066
0.20	0.20001	-0.00001	0.000066
0.50	0.50001	-0.00001	0.000065
1.00	1.00003	-0.00003	0.000066
2.00	2.00001	-0.00001	0.000067
5.00	5.00001	-0.00001	0.000068
10.00	9.99994	0.00006	0.000070
20.00	20.00008	-0.00008	0.000078
50.00	50.0000	0.0000	0.00013
100.00	100.0001	-0.0001	0.00019
120.00	120.0001	-0.0001	0.00022

5. OFF CENTER LOADING ERROR

POINT	READING (g)
1	50.0000
2	50.0000
3	50.0000
4	50.0000
5	50.0000
OFF-CENTER LOADING	0.0000

NOTE: THIS CALIBRATION WAS CARRIED OUT AT THE CUSTOMER'S PLACE AT LABORATORY AREA

THE REPORTED UNCERTAINTY OF MEASUREMENT WAS BASED ON A STANDARD UNCERTAINTY MULTIPLIED BY A COVERAGE FACTOR $k=2$, PROVIDING A LEVEL OF CONFIDENCE APPROXIMATELY 95%.

END OF CALIBRATION REPORT



WO-02612424/2024

MAINTENANCE AND TEST CERTIFICATE MODEL OPTIMA 5300DV

Customer : S.P.S.Consulting Service Co.,Ltd **Date Tested:** January 4, 2024
Address : 7 Soi Phaholyothin 24 **Period** 6 Months
Paholyothin Road **Recertification Due:** July 4, 2024
Jompol Chatuchak, Bangkok 1090 **Date Last Certified:** July 6, 2023
User Name: K.Phenpha Vipasthawatt **Visit Number:** 2 of 2
Phone: 083-9269252 **PerkinElmer Phone:** 02-719-6420 ext 206
Fax: 02-513-4221 **PerkinElmer Fax:** 02-318-5597

CONFIGURATION TESTED

MODEL

OPTIMA 5300DV

SERIAL NUMBER

077C7042401

TESTED EQUIPMENT

IPV Methods

CALIBRATION NUMBER

PART NUMBER

N069-1579

Multielement Standard

Wavecal Solution

N058-2152

VIS Wavecal solution

N930-2946

Instrument Cal. STD4

N930-0221

CUSTOMER SUPPLIED

2 % HNO3

10 % HNO3

COMMENTS

ACCESSORIES/COMPONENT NOT INCLUDED

EXPIRATION

EXPIRATION DATE

December 30, 2024

March 30, 2024

February 28, 2024

November 30, 2024

CUSTOMER INITIALS

Page 1 of 4



WO-02612424/2024

MAINTENANCE AND TEST CERTIFICATE MODEL OPTIMA 5300DV

SERIAL NUMBER 077C7042401 **DATE TESTED** January 4, 2024

1. MECHANICAL CHECKS

A. Inspect and clean all fans and filters. ☐B. Inspect and replace as necessary, all torch components including the RF coil. ☐C. Inspect all tubing for sign of clacking or leaking. ☐D. Adjust water and gas pressure regulator settings. ☐E. Inspect and leak check pneumatics drawers. ☐F. Clean the exterior of the instrument. ☐

2. OPTICAL CHECKS

A. Inspect and clean all optical components. ☐B. As required, check and replace all purgefilters. ☐C. Recheck optical alignment. ☐

3. COOLING SYSTEM CHECKS

A. Perform preventive maintenance on chiller. ☐B. Flush out the chiller every year. ☐

4. PERFORMANCE CHECKS

A. Torch View Alignment. ☐B. Wavelength Calibration. ☐

Page 2 of 4



MAINTENANCE AND TEST CERTIFICATE MODEL OPTIMA 5300DV

SERIAL NUMBER : 077C7042401		DATE TESTED : January 4, 2024	
PARAMETER	SPECIFICATION		FINAL VALUE
Spectral Resolution : UV	As 193.696 nm	≤ 0.007	0.00529
	Ni 231.604 nm	≤ 0.008	0.00672
	Ni 341.476 nm	≤ 0.012	0.00793
Spectral Resolution : VIS	La 408.672 nm	≤ 0.020	0.01588
	Ba 455.403 nm	≤ 0.025	0.02280
Precision			
	As 193.656 nm	% RSD < 1.0	0.92 %
	Zn 213.856 nm	% RSD < 1.0	0.95 %
	Mn 257.610 nm	% RSD < 1.0	0.75 %
	La 379.478 nm	% RSD < 1.0	0.44 %
	Ba 455.403 nm	% RSD < 1.0	0.46 %
	Ba 493.408 nm	% RSD < 1.0	0.37 %
Detection Limits : Axial	Tl 190.080 nm	3(sd)	19.99 ppb
	As 193.696 nm	3(sd)	26.66 ppb
	Pb 220.353 nm	3(sd)	1.81 ppb
Detection Limits : Radial	As 193.696 nm	3(sd)	38.21 ppb
	Zn 213.856 nm	3(sd)	2.48 ppb
	Mn 257.610 nm	3(sd)	0.59 ppb
	La 379.478 nm	3(sd)	5.52 ppb
	Ba 455.403 nm	3(sd)	0.13 ppb
	Ba 493.408 nm	3(sd)	1.08 ppb
BEC : Axial (IB X 500)/(IS-IB)	Cd 226.502 nm	≤ 150 ppb	141.47
BEC : Radial (IB X 1000)/(IS-IB)	Mn 257.610 nm	≤ 45 ppb	29.04



MAINTENANCE AND TEST CERTIFICATE MODEL OPTIMA 5300DV

SERIAL NUMBER	077C7042401	DATE TESTED	January 4, 2024
Remarks :	Commissioning follow as commissioning performance sheets.		



Certificate of Calibration

Aquion: Anion (ID#894)


This certificate is to verify that instrument below are calibrated

by Archemica Lab Co.,Ltd.

AQUION S/N : 190840059

AS-DV S/N : 190915235

for



ระดับเสี่ยงในการทำงาน



THAILAND INSTITUTE OF SCIENTIFIC AND TECHNOLOGICAL RESEARCH (TISTR)

Request No. 21-66/0639

MTC No. EEL. BP. 39/0866

CALIBRATION CERTIFICATE

Submitted by : S.P.S Consulting Services Co.,Ltd.

Address : 7 Soi Phaholyothin 24, Phaholyothin Road, Jompol, Chatuchak, Bangkok 10900.

Calibrated at : Electrical and Electronic Standards Laboratory, Industrial Metrology and Testing Service Centre.
: Soi 1C, Bangpoo Industrial Estate, Sukhumvit Rd., Muang, Samutprakan 10280.

Instrument Calibrated :

Description : Sound Calibrator

Manufacturer : SVANTEK

Model : SV34

Serial No. : 33137

Ambient Environment

Temperature : $(23 \pm 3) ^\circ\text{C}$

Relative Humidity : $(50 \pm 15) \%$

Ambient Pressure : $(101.325 \pm 1.500) \text{ kPa}$

- Standards used :
1. Digital Function Synthesizer NF Electronic DF-193A S/N 122037.
 2. Measuring Amplifier Bruel&Kjaer 2636 S/N 1537484.
 3. Programmable Attenuator Tamagawa TPA-303A S/N OF 2214.
 4. Digital Multimeter Agilent 34401A S/N MY44005560.
 5. Pressure Transmitter Vaisala PTB202AD S/N T0650001.
 6. Audio Analyzer Panasonic VP-7722A S/N 041477D122.
 7. Condenser Microphone Bruel&Kjaer 4180 S/N 2633526.

Calibration Procedure: CP-102-04 based on IEC 60942:2003. The sound pressure level of instrument was measured by standard microphone using an insert voltage technique.

This instrument has been calibrated against standards maintained at Electrical and Electronic Standards Laboratory (EEL), which are traceable to the International System of Units through the National Institute of Metrology (Thailand).

The information on actual reading is attached herewith and the uncertainty limits quoted refer to the measured values only.

Date of Receipt : 11 Aug. 2023

Date of Calibration : 22 Aug. 2023

The results relate only to the items tested/calibrated or value assigned.

Advertising the Report/Certificate and publicity of the results except in full are prohibited unless written permission is obtained from the go

Head Office
35 Mu 3 Tambon Khlong Ha, Amphoe Khlong Luang,
Changwat Pathumthani 12120, Thailand
Tel. (66) 0 2577 9000
Fax. (66) 0 2577 9009
E-mail : rumpal@tistr.or.th Website:www.tistr.or.th

Office/Laboratory
Soi 1C, Bangpoo Industrial Estate, Sukhumvit Road,
Amphoe Muang, Changwat Samutprakan 10280, Thailand
Tel. (66) 0 2323 1672-80 ext. 115, 116
Fax. (66) 0 2323 9165
E-mail : mtc@tistr.or.th

Office
196 Phahonyothin Road, Chatuchak,
Thailand
Tel. (66) 0 2579 1121-30 ext. 5219, 5225, 5217
Fax. (66) 0 2579 8592
E-mail : sumalee@tistr.or.th



THAILAND INSTITUTE OF SCIENTIFIC AND TECHNOLOGICAL RESEARCH (TISTR)

Request No. 21-66/0639

MTC No. EEL. BP. 39/0866

The reported expanded uncertainty is based upon a standard uncertainty multiplied by a coverage factor $k = 2$, providing a level of confidence of approximately 95%.

Nominal Output of Unit Under Test = 114 dB re 20 μ Pa at 1000 Hz

Acoustic Output in dB re 20 μ Pa, Corrected to Reference Conditions : 101.325 kPa, 23.0 $^\circ\text{C}$ and 50 %RH

1. Sound Pressure Level

Standard Microphone Type	Measured Sound Pressure Level (dB)	Deviated value (dB)	Uncertainty (dB)	Tolerance limit IEC60942:2003 Class 2
1/2 inch Bruel&Kjaer 4180	113.53	-0.47	± 0.10	$\pm 0.75 \text{ dB}$

2. Frequency

Standard Microphone Type	Measured Frequency (Hz)	Deviated value (Hz)	Uncertainty (Hz)	Tolerance limit IEC60942:2003 Class 2
1/2 inch Bruel&Kjaer 4180	1000.0	0.0	± 1.5	$\pm 2.0\%$

3. Total distortion

Standard Microphone Type	Measured Total distortion (%)	Uncertainty (%)	Tolerance limit IEC60942:2003 Class 2
1/2 inch Bruel&Kjaer 4180	0.39	± 0.50	$\pm 4.0\%$

Changwat Pathumthani 12120, Thailand
Tel. (66) 0 2577 9000
Fax. (66) 0 2577 9009
E-mail : rumpal@tistr.or.th Website:www.tistr.or.th

Amphoe Muang, Changwat Samutprakan 10280, Thailand
Tel. (66) 0 2323 1672-80 ext. 115, 116
Fax. (66) 0 2323 9165
E-mail : mtc@tistr.or.th

Thailand
Tel. (66) 0 2579 1121-30 ext. 5219, 5225, 5217
Fax. (66) 0 2579 8592
E-mail : sumalee@tistr.or.th



บริษัท เอส.พี.เอส. คอนซัลติ้ง เซอร์วิส จำกัด
S.P.S. CONSULTING SERVICE CO., LTD.
7 ซอยพหลโยธิน 24 ถนนพหลโยธิน แขวงจตุจักร เขตจตุจักร กรุงเทพฯ 10900
Tel : (662) 939-4370-72, Fax : (662) 513-4211, E-mail : sale@spscon.com, www.spscon.com

Noise Dose R_208/24

Noise Dose Meter Calibration Report

Acoustic Calibrator Data

Brand	SVANTEK	Number	SV 01/60
Model	SV34	Serial No.	33137
Calibration Range	114 dB, 1000 Hz	Last Calibration	22 August 2023
		Due Date	22 August 2024

Calibration Data

Sound Level Meter Data				Calibration Data		
SLM No.	Brand	Model	Serial No.	Date	Actual Reading [dB]	
					Before Adjustment	After Adjustment
NMD-R27	SVANTEK	SV-104IS	80837	09 April 2024	113.5	113.5
NMD-R35	SVANTEK	SV-104IS	80873	09 April 2024	113.5	113.5
Acoustic Certified Value : Thailand Institute of Scientific and Technological Research (TISTR)					113.53 ± 0.10 dB	



THAILAND INSTITUTE OF SCIENTIFIC AND TECHNOLOGICAL RESEARCH (TISTR)

Request No. 21-67/0304

MTC No. EEL. BP. 109/0267

CALIBRATION CERTIFICATE

Submitted by : S.P.S.Consulting Service Co.,Ltd.
Address : 7 Soi Phaholyothin 24, Phaholyothin Road, Jompol, Chatuchak, Bangkok 10900.
Calibrated at : Electrical and Electronic Standards Laboratory, Industrial Metrology and Testing Service Centre.
Soi 1C, Bangpoo Industrial Estate, Sukhumvit Rd., Muang, Samutprakan 10280.

Instrument Calibrated :	Ambient Environment
Description : Sound Calibrator	Temperature : (23 ± 3) °C
Manufacturer : ACO	Relative Humidity : (50 ± 15) %
Model : 2127	Ambient Pressure : (101.325 ± 1.500) kPa
Serial No. : 130006	

Standards used :

- Digital Function Synthesizer NF Electronic DF-193A S/N 122037.
- Measuring Amplifier Bruel&Kjaer 2636 S/N 1537484.
- Programmable Attenuator Tamagawa TPA-303A S/N OF 2214.
- Digital Multimeter Agilent 34401A S/N MY44005560.
- Pressure Transmitter Vaisala PTB202AD S/N T0650001.
- Audio Analyzer Keithley 2015-P S/N4106495.
- Condenser Microphone B&K 4180 S/N 2889871.

Calibration Procedure: CP-102-04 based on IEC 60942-2003; The sound pressure level generated by sound calibrator under test shall be measured by standard microphone using an insert voltage technique.

This instrument has been calibrated against standards maintained at Electrical and Electronic Standards Laboratory (EEL), which are traceable to the International System of Units through the National Institute of Metrology (Thailand).

The information on actual reading is attached herewith and the uncertainty limits quoted refer to the measured values only.

Date of Receipt : 22 Feb. 2024

Date of Calibration : 4 Mar. 2024

The results relate only to the items tested/calibrated or value assigned.
Advertising the Report/Certificate and publicity of the results except in full are prohibited unless written permission is obtained from the

FM.BLMTC.002 Rev.4

Head Office
35 Mu 3 Tambon Khlong Ha, Amphoe Khlong Luang,
Changwat Pathumthani 12120, Thailand
Tel. (66) 0 2577 9000
Fax. (66) 0 2577 9009
E-mail : rumpal@tistr.or.th Website:www.tistr.or.th

Office/Laboratory
Soi 1C, Bangpoo Industrial Estate, Sukhumvit Road,
Amphoe Muang, Changwat Samutprakan 10280, Thailand
Tel. (66) 0 2323 1672-80 ext. 115, 116
Fax. (66) 0 2323 9165
E-mail : mtc@tistr.or.th

Office
196 Phahonyothin Road, Chatuchak, Bangkok 10900,
Thailand
Tel. (66) 0 2579 1121-30 ext. 5219, 5225, 5217
Fax. (66) 0 2579 8592
E-mail : sumalee@tistr.or.th



THAILAND INSTITUTE OF SCIENTIFIC AND TECHNOLOGICAL RESEARCH (TISTR)

Request No. 21-67/0304

MTC No. EEL. BP. 109/0267

The reported expanded uncertainty is based upon a standard uncertainty multiplied by a coverage factor $k = 2$, providing a level of confidence of approximately 95%.

Nominal Output of Unit Under Test = 94 dB re 20 μ Pa at 1000 Hz

Acoustic Output in dB re 20 μ Pa, Corrected to Reference Conditions: 101.325 kPa, 23.0 °C and 50 %RH.

1. Sound Pressure Level

Standard Microphone Type	Measured Sound Pressure Level (dB)	Deviated value (dB)	Uncertainty (dB)	Tolerance limit IEC60942:2003 Class 2
1/2 inch Bruel&Kjaer 4180	93.85	-0.15	± 0.10	± 0.75 dB

2. Frequency

Standard Microphone Type	Measured Frequency (Hz)	Deviated value (Hz)	Uncertainty (Hz)	Tolerance limit IEC60942:2003 Class 2
1/2 inch Bruel&Kjaer 4180	999.9	-0.1	± 1.5	$\pm 2.0\%$

3. Total Distortion

Standard Microphone Type	Measured Total Distortion (%)	Uncertainty (%)	Tolerance limit IEC60942:2003 Class 2
1/2 inch Bruel&Kjaer 4180	1.65	± 0.50	$\pm 4.0\%$

Note : 1. No adjustment.

Cal

Date

Date of Issue : 5 Mar. 2024

Ref : 201126/022200/95001

End of Certificate

2 / 2

The results relate only to the items tested/calibrated or value assigned.

Advertising the Report/Certificate and publicity of the results except in full are prohibited unless written permission is obtained from the governor of TISTR.

FM.BL.MTC.002 Rev.4

Head Office
35 Mu 3 Tambon Khlong Ha, Amphoe Khlong Luang,
Changwat Pathumthani 12120, Thailand
Tel. (66) 0 2577 9000
Fax. (66) 0 2577 9009
E-mail : rumpa@tistr.or.th Website:www.tistr.or.th

Office/Laboratory
Soi 1C, Bangpoo Industrial Estate, Sukhumvit Road,
Amphoe Muang, Changwat Samutprakan 10280, Thailand
Tel. (66) 0 2323 1672-80 ext. 115, 116
Fax. (66) 0 2323 9165
E-mail : mtc@tistr.or.th

Office
196 Phahonyothin Road, Chatuchak, Bangkok 10900,
Thailand
Tel. (66) 0 2579 1121-30 ext. 5219, 5225, 5217
Fax. (66) 0 2579 8592
E-mail : sumalee@tistr.or.th



บริษัท เอส.พี.เอส. คอนซัลติ้ง เซอร์วิส จำกัด
S.P.S. CONSULTING SERVICE CO., LTD.
7 ซอยพหลโยธิน 24 ถนนพหลโยธิน แขวงจตุจักร เขตจตุจักร กรุงเทพฯ 10900
7 Soi Phaholyothin 24, Phaholyothin Rd., Jompol, Chatuchak, Bangkok 10900
Tel : (662) 939-4370-72, Fax : (662) 513-4221, E-mail : sale@spscon.com, www.spscon.com

Noise R_253/24

Sound Level Meter Calibration Report

Acoustic Calibrator Data

Brand	ACO	Number	AC 03/56
Model	2127	Serial No.	130006
Calibration Range	94 dB, 1000 Hz	Last Calibration	04 March 2024
		Due Date	04 March 2025

Calibration Data

Sound Level Meter Data				Calibration Data	
SLM No.	Brand	Model	Serial No.	Date	Actual Reading [dB]
					Before Adjustment After Adjustment

ปริมาณเสียงสะสมแบบติดตัวบุคคล



THAILAND INSTITUTE OF SCIENTIFIC AND TECHNOLOGICAL RESEARCH (TISTR)

Request No. 21-66/0639

MTC No. EEL. BP. 39/0866

CALIBRATION CERTIFICATE

Submitted by : S.P.S Consulting Services Co.,Ltd.

Address : 7 Soi Phaholyothin 24, Phaholyothin Road, Jompol, Chatuchak, Bangkok 10900.

Calibrated at : Electrical and Electronic Standards Laboratory, Industrial Metrology and Testing Service Centre.
: Soi 1C, Bangpoo Industrial Estate, Sukhumvit Rd., Muang, Samutprakan 10280.

Instrument Calibrated :

Description : Sound Calibrator

Manufacturer : SVANTEK

Model : SV34

Serial No. : 33137

Ambient Environment

Temperature : $(23 \pm 3) ^\circ\text{C}$

Relative Humidity : $(50 \pm 15) \%$

Ambient Pressure : $(101.325 \pm 1.500) \text{ kPa}$

- Standards used :
1. Digital Function Synthesizer NF Electronic DF-193A S/N 122037.
 2. Measuring Amplifier Bruel&Kjaer 2636 S/N 1537484.
 3. Programmable Attenuator Tamagawa TPA-303A S/N OF 2214.
 4. Digital Multimeter Agilent 34401A S/N MY44005560.
 5. Pressure Transmitter Vaisala PTB202AD S/N T0650001.
 6. Audio Analyzer Panasonic VP-7722A S/N 041477D122.
 7. Condenser Microphone Bruel&Kjaer 4180 S/N 2633526.

Calibration Procedure: CP-102-04 based on IEC 60942:2003. The sound pressure level of instrument was measured by standard microphone using an insert voltage technique.

This instrument has been calibrated against standards maintained at Electrical and Electronic Standards Laboratory (EEL), which are traceable to the International System of Units through the National Institute of Metrology (Thailand).

The information on actual reading is attached herewith and the uncertainty limits quoted refer to the measured values only.

Date of Receipt : 11 Aug. 2023

Date of Calibration : 22 Aug. 2023

The results relate only to the items tested/calibrated or value assigned.

Advertising the Report/Certificate and publicity of the results except in full are prohibited unless written permission is obtained from the go

Head Office

35 Mu 3 Tambon Khlong Ha, Amphoe Khlong Luang,
Changwat Pathumthani 12120, Thailand
Tel. (66) 0 2577 9000
Fax. (66) 0 2577 9009
E-mail : rumpal@tistr.or.th Website:www.tistr.or.th

Office/Laboratory

Soi 1C, Bangpoo Industrial Estate, Sukhumvit Road,
Amphoe Muang, Changwat Samutprakan 10280, Thailand
Tel. (66) 0 2323 1672-80 ext. 115, 116
Fax. (66) 0 2323 9165
E-mail : mtc@tistr.or.th

Office

196 Phahonyothin Road, Chatuchak,
Thailand
Tel. (66) 0 2579 1121-30 ext. 5219, 5225, 5217
Fax. (66) 0 2579 8592
E-mail : sumalee@tistr.or.th



THAILAND INSTITUTE OF SCIENTIFIC AND TECHNOLOGICAL RESEARCH (TISTR)

Request No. 21-66/0639

MTC No. EEL. BP. 39/0866

The reported expanded uncertainty is based upon a standard uncertainty multiplied by a coverage factor $k = 2$, providing a level of confidence of approximately 95%.

Nominal Output of Unit Under Test = 114 dB re 20 μPa at 1000 Hz

Acoustic Output in dB re 20 μPa , Corrected to Reference Conditions : 101.325 kPa, 23.0 $^\circ\text{C}$ and 50 %RH

1. Sound Pressure Level

Standard Microphone Type	Measured Sound Pressure Level (dB)	Deviated value (dB)	Uncertainty (dB)	Tolerance limit IEC60942:2003 Class 2
1/2 inch Bruel&Kjaer 4180	113.53	-0.47	± 0.10	$\pm 0.75 \text{ dB}$

2. Frequency

Standard Microphone Type	Measured Frequency (Hz)	Deviated value (Hz)	Uncertainty (Hz)	Tolerance limit IEC60942:2003 Class 2
1/2 inch Bruel&Kjaer 4180	1000.0	0.0	± 1.5	$\pm 2.0\%$

3. Total distortion

Standard Microphone Type	Measured Total distortion (%)	Uncertainty (%)	Tolerance limit IEC60942:2003 Class 2
1/2 inch Bruel&Kjaer 4180	0.39	± 0.50	$\pm 4.0\%$

Changwat Pathumthani 12120, Thailand

Tel. (66) 0 2577 9000

Fax. (66) 0 2577 9009

E-mail : rumpal@tistr.or.th Website:www.tistr.or.th

Amphoe Muang, Changwat Samutprakan 10280, Thailand

Tel. (66) 0 2323 1672-80 ext. 115, 116

Fax. (66) 0 2323 9165

E-mail : mtc@tistr.or.th

Thailand

Tel. (66) 0 2579 1121-30 ext. 5219, 5225, 5217

Fax. (66) 0 2579 8592

E-mail : sumalee@tistr.or.th



บริษัท เอส.พี.เอส. คอนซัลติ้ง เซอร์วิส จำกัด
S.P.S. CONSULTING SERVICE CO., LTD.
7 ซอยพหลโยธิน 24 ถนนพหลโยธิน แขวงจตุจักร กรุงเทพฯ 10900
Tel : (662) 939-4370-72 Fax : (662) 513-4221 E-mail : sale@spscon.com, www.spscon.com

Noise Dose R_209/24

Noise Dose Meter Calibration Report

Acoustic Calibrator Data

Brand	SVANTEK	Number	SV 01/60
Model	SV34	Serial No.	33137
Calibration Range	114 dB, 1000 Hz	Last Calibration	22 August 2023
		Due Date	22 August 2024

Calibration Data

Sound Level Meter Data				Calibration Data		
SLM No.	Brand	Model	Serial No.	Date	Actual Reading [dB]	
					Before Adjustment	After Adjustment
NMD-R20	SVANTEK	SV-104IS	70035	09 April 2024	113.5	113.5
NMD-R22	SVANTEK	SV-104IS	80801	09 April 2024	113.5	113.5



บริษัท เอส.พี.เอส. คอนซัลติ้ง เซอร์วิส จำกัด
S.P.S. CONSULTING SERVICE CO., LTD.
7 ซอยพหลโยธิน 24 ถนนพหลโยธิน แขวงจตุจักร กรุงเทพฯ 10900
Tel : (662) 939-4370-72 Fax : (662) 513-4221 E-mail : sale@spscon.com, www.spscon.com

Noise Dose R_254/24

Noise Dose Meter Calibration Report

Acoustic Calibrator Data

Brand	SVANTEK	Number	SV 01/60
Model	SV34	Serial No.	33137
Calibration Range	114 dB, 1000 Hz	Last Calibration	22 August 2023
		Due Date	22 August 2024

Calibration Data

Sound Level Meter Data				Calibration Data		
SLM No.	Brand	Model	Serial No.	Date	Actual Reading [dB]	
					Before Adjustment	After Adjustment
NMD-R02	SVANTEK	SV-104IS	60152	26 April 2024	113.5	113.5
Acoustic Certified Value : Thailand Institute of Scientific and Technological Research						

ระดับความร้อนในการทำงาน



Certificate of Calibration

Certificate Number : SPR23090267-4

Page : 1 of 3

Customer : S.P.S. CONSULTING SERVICE CO., LTD.

7 Soi Phaholyothin 24 Phaholyothin Road., Jompol, Chatuchak,
Bangkok 10900

Equipment Name : Area Heat Stress Monitor

Manufacturer : Quest Technologies

Model : QUESTemp 36

Serial Number : TEN040005

ID. Number : R04

Environmental Conditions

Ambient Temperature : $23^{\circ}\text{C} \pm 2^{\circ}\text{C}$ Received Date : 18 Sep 2023

Relative Humidity : $50\% \pm 15\%$ Calibration Date : 18 Sep 2023

Location of Calibration : In-Lab Recommend Due Date : 18 Sep 2024

Calibration Procedure : SP-CPT-04-13 Date of Issue : 19 Sep 2023

Method of Calibration

This certifies that the above instrument was calibrated in compliance with the calibration system requirement of ISO/IEC 17025:2017 in accordance with reference procedure. Standards used to perform this calibration are certified by to NIST or equivalent, National metrology institute, Natural physical constants, consensus standards. The result reported herein apply only to the calibration of the item described above as received. Our decision rule is to contact the customer if the item pass and fail calibration when the results include the uncertainties and the customer must determine if the results meets their needs.

The calibration certificate shall not be reproduced except in full, without written approval of SP Metrology System (Thailand).

Calibrated by : Mr.Lapon Naimpoung

Calibration Officer



Calibration Report

Certificate Number : SPR23090267-4

Page : 2 of 3

Reference Standards

Equipment Name	Model	Serial No.	Certificate No.	Due. Date
Humidity Chamber	TH-80S	N/A	SPR23010480-5	22 Feb 2024
THERMO-HYGROMETER	5020A	A47046	QR23-0176	26 Jan 2024

Traceability

This certification is traceable to the International System of Unit maintained at :

SP Metrology - SP Metrology system (Thailand) Co.Ltd.

Quality Reborn Co., Ltd



Result of Calibration

Certificate No. : SPR23090267-4

Page : 3 of 3

Temperature Accuracy in the Measurement. (WET)

Unit : °C

Temperature Setting	Standard Reading	UUC Reading	Error	Uncertainty (±)
30.0	30.014	30.1	0.086	0.20
35.0	35.012	35.1	0.088	0.20
40.0	40.013	40.1	0.087	0.20

Temperature Accuracy in the Measurement. (DRY)

Unit : °C

Temperature Setting	Standard Reading	UUC Reading	Error	Uncertainty (±)
30.0	30.014	30.1	0.086	0.20
35.0	35.012	35.1	0.088	0.20
40.0	40.013	40.1	0.087	0.20

Temperature Accuracy in the Measurement. (GLOBE)

Unit : °C

Humidity Setting	Standard Reading	UUC Reading	Error	Uncertainty (±)
30.0	30.014	30.1	0.086	0.20
35.0	35.012	35.1	0.088	0.20
40.0	40.013	40.1	0.087	0.20

Note:

The result of calibration was found accurate as show on date and place of calibration only.
This Certificate is not certified for any commercial transaction.

Measurement Uncertainty

The reported uncertainty of measurement is the expanded uncertainty obtained by multiplying the standard uncertainty with the coverage factor $k = 2$, providing a level of confidence approximately 95%.

- End of Certificate -



Heat R027_1

Heat Stress WBGT Meter Verification Report

Verification Data

Heat Stress WBGT Meter No.	: R04	Verification Date	: 09 April 2024
Brand	: Quest Technologies	Ambient Temp.	: 24.5 °C
Model	: QUESTemp ³⁶	Barometric Pressure	: 1011 mmbar
Serial No.	: TEN040005	Relative Humidity	: 49 %

Verification Module (Electronic Sensor Check) :

Verification Module No. : 21 WB = 12.5 °C , DB = 47.1 °C , G = 69.3 °C

Result of Verification : Without Adjustment

Wet Probe Temperature Measurement

Verification Module Reading (°C)	UUC* Reading (°C)	Correction (°C)	Tolerance Limit (°C)
12.5	12.6	-0.1	± 0.5

Dry Probe Temperature Measurement

Verification Module Reading (°C)	UUC* Reading (°C)	Correction (°C)	Tolerance Limit (°C)
47.1	47.0	0.1	± 0.5

Globe Probe Temperature Measurement

Verification Module Reading (°C)	UUC* Reading (°C)	Correction (°C)	Tolerance Limit (°C)
69.3	69.3	0.0	± 0.5

UUC* = UNIT UNDER CALIBRATION



บริษัท เอส.พี.เอส. คอนซัลติ้ง เซอร์วิส จำกัด
S.P.S. CONSULTING SERVICE CO., LTD.
7 ซอยพหลโยธิน 24 ถนนพหลโยธิน แขวงจอมพล เขตจตุจักร กรุงเทพฯ 10900
7 Soi Phaholyothin 24, Phaholyothin Rd., Jompol, Chatuchak, Bangkok 10900
Tel : (662) 939-4370-72, Fax : (662) 513-4221, E-mail : sale@spscon.com, www.spscon.com

Heat R050

Heat Stress WBGT Meter Verification Report			
Verification Data			
Heat Stress WBGT Meter No. :	R04	Verification Date :	26 April 2024
Brand :	Quest Technologies	Ambient Temp. :	24.5 °C
Model :	QUESTemp ^o 36	Barometric Pressure :	1011 mmbar
Serial No. :	TEN040005	Relative Humidity :	49 %
Verification Module (Electronic Sensor Check) :			
Verification Module No. : 21 WB = 12.5 °C, DB = 47.1 °C, G = 69.3 °C			
Result of Verification : Without Adjustment			
Wet Probe Temperature Measurement			
Verification Module Reading (°C)	UUC* Reading (°C)	Correction (°C)	Tolerance Limit (°C)
12.5	12.4	0.1	± 0.5
Dry Probe Temperature Measurement			
Verification Module Reading (°C)	UUC* Reading (°C)	Correction (°C)	Tolerance Limit (°C)
47.1	47.0	0.1	± 0.5
Globe Probe Temperature Measurement			
Verification Module Reading (°C)	UUC* Reading (°C)	Correction (°C)	Tolerance Limit (°C)
69.3	69.3	0.0	± 0.5



METROLOGY SYSTEM (THAILAND) CO.,LTD.



ID LINE : IEC17025



Certificate of Calibration

Certificate Number : SPR24030285-6 Page : 1 of 3

Customer : S.P.S. CONSULTING SERVICE CO., LTD.
7 Soi Phaholyothin 24 Phaholyothin Road., Jompol, Chatuchak,
Bangkok 10900

Equipment Name : Area Heat Stress Monitor

Manufacturer : Metrosonics

Model : hs-32

Serial Number : MCD070035

ID. Number : R05

Environmental Conditions

Ambient Temperature : 23 °C ± 2 °C Received Date : 19 Mar 2024

Relative Humidity : 50 % ± 15 % Calibration Date : 20 Mar 2024

Location of Calibration : In-Lab Recommend Due Date : 20 Mar 2025

Calibration Procedure : SP-CPT-04-13 Date of Issue : 21 Mar 2024

Method of Calibration

This certifies that the above instrument was calibrated in compliance with the calibration system requirement of ISO/IEC 17025:2017 in accordance with reference procedure. Standards used to perform this calibration are certified by to NIST or equivalent, National metrology institute, Natural physical constants, consensus standards. The result reported herein apply only to the calibration of the item described above as received. Our decision rule is to contact the customer if the item pass and fail calibration when the results include the uncertainties and the customer must determine if the results meets their needs.

The calibration certificate shall not be reproduced except in full, without written approval of SP Metrology System (Thailand).

69/29 Moo 1 Klongsi Klongluang Pathumthani 12120 (Thailand) Tel: (662) 193-2220 5 คู่มือ www.สอปรไทยบคหรือมีอี.ร็ด.คอม



ID LINE : IEC17025



Calibration Report

Certificate Number : SPR24030285-6

Page : 2 of 3

Reference Standards

Equipment Name	Model	Serial No.	Certificate No.	Due. Date
Humidity Chamber	TH-80S	N/A	SPR24020149-7	23 Feb 2025
THERMO-HYGROMETER	5020A	A47046	QR24-0167	26 Jan 2025

Traceability

This certification is traceable to the International System of Unit maintained at :

SP Metrology - SP Metrology system (Thailand) Co.Ltd.

Quality Reborn Co., Ltd



ID LINE : IEC17025



Result of Calibration

Certificate No. : SPR24030285-6

Page : 3 of 3

Temperature Accuracy in the Measurement. (WET)

Unit : °C

Temperature Setting	Standard Reading	UUC Reading	Error	Uncertainty (±)
30.0	30.012	29.7	-0.312	0.20
35.0	35.010	34.7	-0.310	0.20
40.0	40.015	39.8	-0.215	0.20

Temperature Accuracy in the Measurement. (DRY)

Unit : °C

Temperature Setting	Standard Reading	UUC Reading	Error	Uncertainty (±)
30.0	30.012	29.8	-0.212	0.20
35.0	35.010	34.8	-0.210	0.20
40.0	40.015	39.8	-0.215	0.20

Temperature Accuracy in the Measurement. (GLOBE)

Unit : °C

Humidity Setting	Standard Reading	UUC Reading	Error	Uncertainty (±)
30.0	30.012	29.6	-0.412	0.20
35.0	35.010	34.7	-0.310	0.20
40.0	40.015	39.7	-0.315	0.20

Note :

The result of calibration was found accurate as show on date and place of calibration only.
This Certificate is not certified for any commercial transaction.

Measurement Uncertainty

The reported uncertainty of measurement is the expanded uncertainty obtained by multiplying the standard uncertainty with the coverage factor $k = 2$, providing a level of confidence approximately 95%.

- End of Certificate -



บริษัท เอส.พี.เอส. คอนซัลติ้ง เซอร์วิส จำกัด
S.P.S. CONSULTING SERVICE CO., LTD.
7 ซอยพหลโยธิน 24 ถนนพหลโยธิน แขวงจอมพล เขตจตุจักร กรุงเทพฯ 10900
7 Soi Phaholyothin 24, Phaholyothin Rd., Jompol, Chatuchak, Bangkok 10900
Tel : (662) 939-4370-72, Fax : (662) 513-4221, E-mail : sale@spicon.com, www.spicon.com

Heat R027_1

Heat Stress WBGT Meter Verification Report			
Verification Data			
Heat Stress WBGT Meter No.	: R05	Verification Date	: 09 April 2024
Brand	: METROSONICS	Ambient Temp.	: 24.5 °C
Model	: hr-32	Barometric Pressure	: 1011 mmbar
Serial No.	: MCD070035	Relative Humidity	: 49 %
Verification Module (Electronic Sensor Check) :			
Verification Module No. : 21 WB = 12.5 °C , DB = 47.1 °C , G = 69.3 °C			
Result of Verification : Without Adjustment			
Wet Probe Temperature Measurement			
Verification Module Reading (°C)	UUC* Reading (°C)	Correction (°C)	Tolerance Limit (°C)
12.5	12.5	0.0	± 0.5
Dry Probe Temperature Measurement			
Verification Module Reading (°C)	UUC* Reading (°C)	Correction (°C)	Tolerance Limit (°C)
47.1	47.0	0.1	± 0.5
Globe Probe Temperature Measurement			
Verification Module Reading (°C)	UUC* Reading (°C)	Correction (°C)	Tolerance Limit (°C)
69.3	69.3	0.0	± 0.5

UUC* = UNIT UNDER CALIBRATION